



Planning for Inclusion - Aligning Budget with Values

Dave Rosenblatt, ASEAC



APS Strategic Plan - 2018-2024

Student Success Goal: Performance Objectives

“5. At least 80% of students with disabilities will spend 80% or more of their school day in a general education setting.”



Slow Progress on Inclusion

School Year	2017-2018	2018-2019	2019-2020	2020-2021 (Estimated)
Percent of Students with Disabilities in Gen Ed 80% or more of School Day	64.76%	66.52%	64.96%	65%

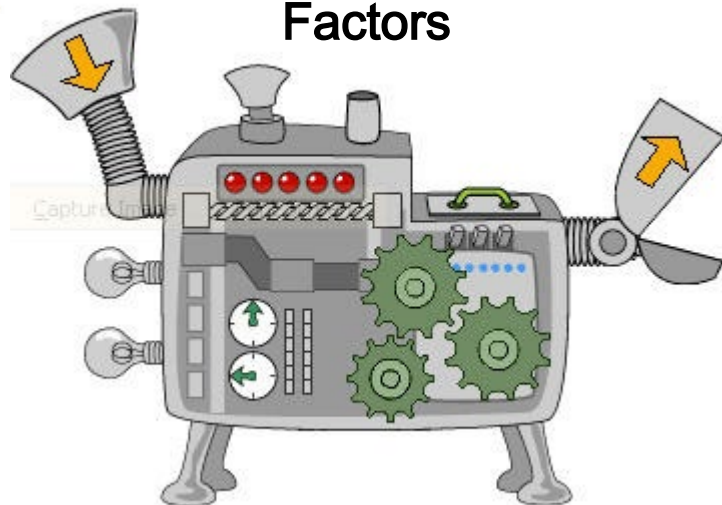


What is a Planning Factor?




Funding



Planning Factors



Schools






Planning Factors In Action - Middle School

For every **25.15 “general education” students**

. . . each school gets **1.4 classroom teachers** ,

which cost around **\$133,000** . . .

. . . and per-student funding is **\$5,288 (\$133k/25.15)**






Planning Factors In Action - Middle School

For every **25.15 “special education” students**

. . . each school gets **0.2 classroom teachers** ,

which cost around **\$19,000. . .**

. . . and per-student funding is **\$755 (\$19k/25.15)**



Special Education Planning Factors - ES

<u>Category</u>	Criteria		
Resource	<15 hrs IEP		
Cat I	>15 hrs IEP, most eligibility categories		
Cat II	>15 hrs IEP, specific eligibility categories, including Autism, ID		
Countywide Programs	MIPA, FLS, Deaf/HH		

Special Education Planning Factors - ES

Category	Criteria	Inclusion	
Resource	<15 hrs IEP	Likely to be included > 80% of day	
Cat I	>15 hrs IEP, most eligibility categories	Likely to be included between 40% and 80% of day	
Cat II	>15 hrs IEP, specific eligibility categories, including Autism, ID	Likely to be included between 40% and 80% of day	
Countywide Programs	MIPA, FLS, Deaf/HH	Likely to be included <40% of day	

Special Education Planning Factors

- ES

Category	Criteria	Inclusion	Per Student \$\$ (Estimated)
Resource	<15 hrs IEP	Likely to be included > 80% of day	\$3,958
Cat I	>15 hrs IEP, most eligibility categories	Likely to be included between 40% and 80% of day	\$15,500
Cat II	>15 hrs IEP, specific eligibility categories, including Autism, ID	Likely to be included between 40% and 80% of day	\$25,833
Countywide Programs	MIPA, FLS, Deaf/HH	Likely to be included <40% of day	\$35,833

ASEAC Recommendations

- 1) Fund all MS/HS students equally in terms of general education classroom staffing.
- 1) Fund all Cat I and Cat II students in parity with students in countywide programs.

