

# Jamestown Elementary School













12 classrooms max



Zoning and Site Constraints Plan



Site Circulation Plan

-  Accessible Route and Entry @ Grade
-  Play Areas
-  Site Paving
-  Existing Building
-  Proposed Addition
-  Storm Water Mgmt. Area
-  Parent Drop-Off
-  Bus Loop & Drop-Off
-  Pedestrian Route
-  Steep Slopes
-  Wooded Areas
-  Recommended Setback



1" = 200'

# Jamestown Elementary School



Massing Diagrams