
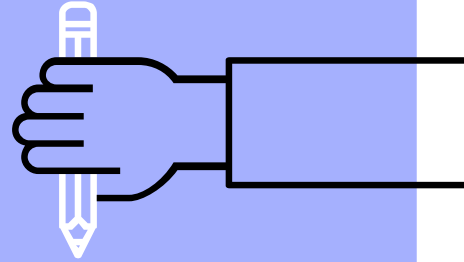


Create an APS Canvas Parent Account

From a Computer or Browser




1

Parents: Go to <https://apsva.instructure.com/login/canvas> and click **"Click here for an Account"** to create your account.



apsva.instructure.com/login/canvas

 Arlington Public Schools


Parent of a Canvas User?
[Click Here For an Account](#)

Login

Password

Stay signed in

Log In



REMEMBER

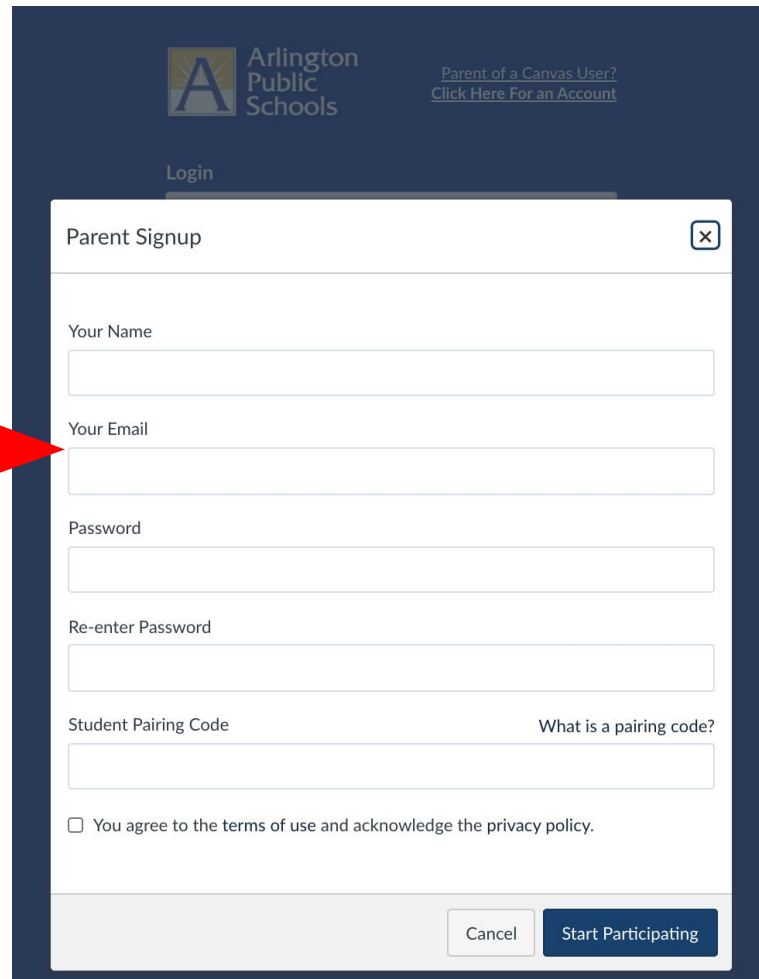
⚠ Be careful: if an email address has a typo, you will not be able to reset your password.

⚠ **APS Staff** who are parents must use a **PERSONAL email** for a parent account to avoid account conflicts

2

Enter your Parent Signup details

- Parent's name
- Personal Email address
- Enter your Password
- Re-enter your Password
- The Student Pairing Code generated with your child in the previous steps
- Agree to terms of use by clicking the checkbox
- Click the **Start Participating** button



The screenshot shows the 'Parent Signup' form within the Canvas LMS interface. At the top, the 'Arlington Public Schools' logo is visible on the left, and a link for 'Parent of a Canvas User? Click Here For an Account' is on the right. Below the logo is a 'Login' button. The main form is titled 'Parent Signup' and contains several input fields: 'Your Name', 'Your Email', 'Password', 'Re-enter Password', and 'Student Pairing Code'. A red arrow points from the '2' in the previous section to the 'Your Email' field. At the bottom of the form, there is a checkbox for 'You agree to the terms of use and acknowledge the privacy policy.' and two buttons: 'Cancel' and 'Start Participating'.

Parent of a Canvas User?
[Click Here For an Account](#)

Login

Parent Signup

Your Name

Your Email

Password

Re-enter Password

Student Pairing Code What is a pairing code?

You agree to the terms of use and acknowledge the privacy policy.

Cancel Start Participating

Get started observing!

With the Parent Observer account, via the web browser, parents **can**:

- see every course their child is enrolled in
- see all content in the course, including their child's submissions, grades*, and feedback for any assignments graded in Canvas
- adjust their notifications and frequency
- communicate with teachers via the Inbox

With the Parent Observer account, via the web browser, parents **cannot**:

- see Discussions and Quizzes
- see content from integrated or linked tools such as: Google Docs, MS Streams videos, Discovery, and others




After you create your account, when you go back to login at future times, you will login with your username and password at <https://apsva.instructure.com/login/canvas>

Additionally, parents can choose to download the **Canvas Parent App** on a mobile device ([iOS](#) or [Android](#)). Once downloaded, tap the app icon to open it.



- Tap the **Find my school** button.
- When prompted with **What's your school's name?** type **Arlington Public Schools** – a list of options will appear.
- Select **Arlington Public Schools - Parents**. Do *not* select Arlington Public Schools/NE
- Log in using the same login (email) and password you used to create your account via the browser.



To learn more about how to use the Canvas Parent App, please visit:

- **iOS** Mobile Guide: <http://bit.ly/CanvasIOSGuide> Help: <http://bit.ly/CanvasIOSHelp>
- **Android** Mobile Guide: <http://bit.ly/CanvasAndroidGuide> Help: <http://bit.ly/CanvasAndroidHelp>

Help and Resources

Pairing Codes

[Frequently asked Questions \(FAQs\)](#)

Parent Observers

[How do I reset my password?](#)

[Link with additional student via browser](#)

[Link with additional students via Parent app](#)

[How do I view my list of observed students? \(browser\)](#)

Parent App Canvas Guides

- [iOS Mobile Guide](#)
- [iOS Mobile Help](#)

- [Android Mobile Guide](#)
- [Android Mobile Help](#)

Parent login: <https://apsva.instructure.com/login/canvas>

