

# ACC EXPANSION

BLPC/PFRC JOINT MEETING #4

OCTOBER 29, 2019



# WELCOME



# PROJECT UPDATES



# PROJECT UPDATES:


- 1. Draft Ed Specs presented to School Board on October 17.**
- 2. Follow up presentation of Ed Specs to School Board on November 7.**
- 3. Draft Ed Specs posted to project webpage. Updated materials will be posted later this week.**

# AGENDA



# AGENDA

1. Introduction to Group Design Exercise
2. Group Design Exercise
3. Next Steps / Adjourn
4. Public Comments





# GROUP DESIGN EXERCISE INTRODUCTION

# TEAM ROSTERS

## TEAM 1

**Michale McComis**  
**Katherine Novello**  
**Kurt Schuler**  
**Kristi Sawert**  
**Chip Goyette**  
**Margaret Chung**  
**Kia Stevenson-Haynes**  
**William Staderman**  
**Emilio Tognelli**  
**Jacob Harrison**  
**Sergio Enriquez**  
**Stephen Baker**

## TEAM 2

**Gaylene Crisafulli**  
**David French**  
**Rosa Cheney**  
**Polly Hall**  
**Kristina Dorville**  
**Micah Stein Verbit**  
**Sheila Napala**  
**Hans Bauman**  
**Sarah Ray**  
**Janet Pence**  
**Christopher Forinash**  
**Jim Meikle**

## TEAM 3

**Carrie Thomas**  
**Alisa Cowen**  
**Heather Jones**  
**Pete Durgan**  
**Caroline Rogus**  
**Erik Healey**  
**Barbara Thompson**  
**Mike Hanna**  
**Julie Thoman**  
**Chris Slatt**  
**Jeffrey Certosimo**  
**Ted Black**

## TEAM 4

**Alexandria Stevens**  
**Michael Bruno**  
**Gillian Burgess**  
**Takis Karantonis**  
**Christine Brittle**  
**Madeline Lasalle**  
**Yvonne Pettiford**  
**Kris Martini**  
**Cynthia Hilton**  
**Akram Bikoni**  
**James Schroll**  
**Jim Lantelme**

## TEAM 5

**Sainbayar Beejin**  
**David Aviles**  
**Susan Scott**  
**Andrew Moore**  
**David Priddy**  
**Geraldine Maskelony**  
**Isaac Zawolo**  
**Kathleen McSweeney**  
**Nathan Robson**  
**Ben Spindler**  
**Todd McCracken**  
**Terri Prell**



# TEAM TOOLKIT

**Each of the 5 teams will receive:**

## **MODEL MAKING**


- **Set of 1:40 building blocks.**
  - **Colored Program as per Ed.Specs. Recommendations.**
  - **Existing ACC model.**
- **Site plan base.**
- **Colored paper, scissors and double-sided tape.**

## **REFERENCE DOCUMENTS**

- **Group Design Exercise Cheat Sheet.**
- **Copies of:**
  - **PFRC Principles of Civic Design**
  - **CCWG Final Report**
  - **Ed. Specs. Summary**

# WHAT IS A CHARRETTE?

- A collaborative session in which a group of designers drafts a solution to a design problem.
- Often take place in multiple sessions in which the group divides into sub-groups.
- Each sub-group then presents its work to the full group as material for further dialogue.



# WHAT IS A CHARRETTE?

- **Ultimate goal: Generate Visions for the Future as a Team!**



# PFRC PRINCIPLES OF CIVIC DESIGN

**DO NOT FORGET!**

1. Intended to inform the design of civic facilities.
2. Ensure facilities meet community goals and are attractive, durable and functional.
3. Supplement existing County planning documents and policies.
4. Each project reviewed individually –certain principles may be stressed over others.

**CIVIC VALUES**

- Context
- Bold Architecture
- Sustainable Design
- Universal Design
- Adaptive Reuse
- Open Space
- Mixed Use

**SITING & ORIENTATION**

- Building Entrances
- Emphasize Pedestrians, Bicycles, Mass Transit
- Circulation
- Outdoor Spaces

**BUILDING FORM**

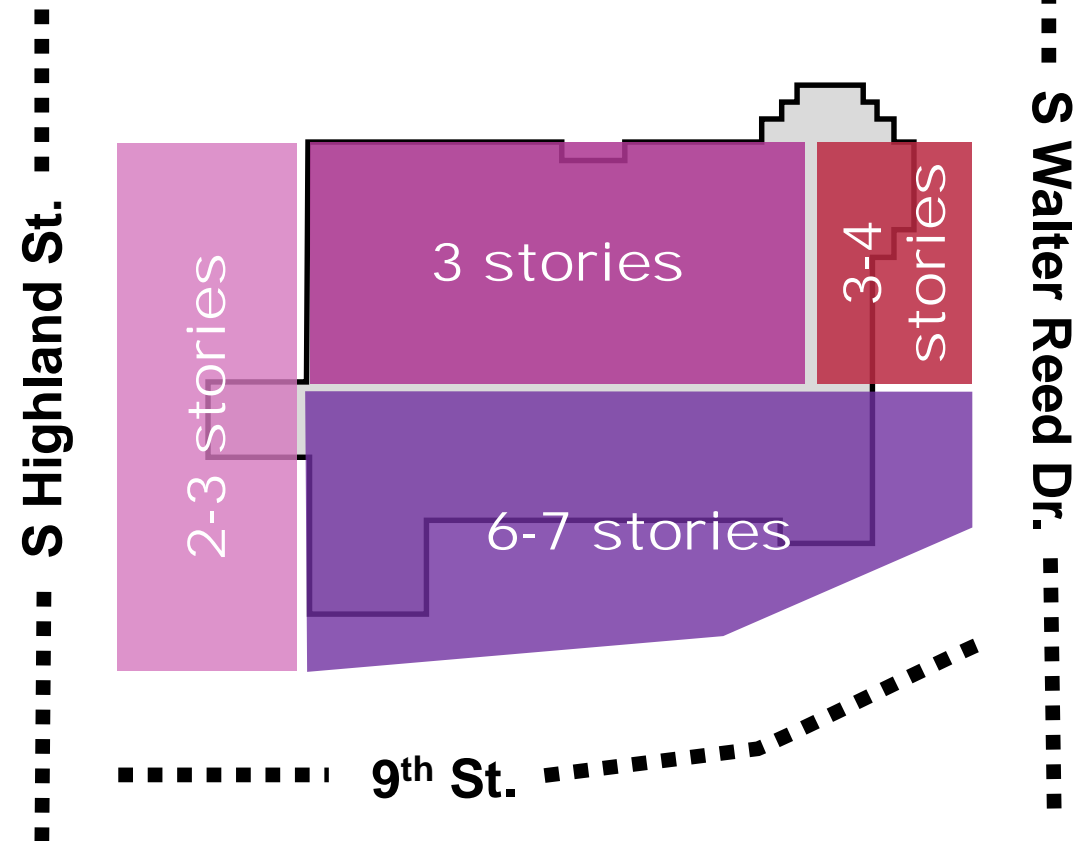
- Massing
- Scale
- Hierarchy

**BUILDING DETAILS & MATERIALS**

- Pedestrian Scale
- Public art & Architecture
- Durable Materials
- Consistency
- Sense of Place

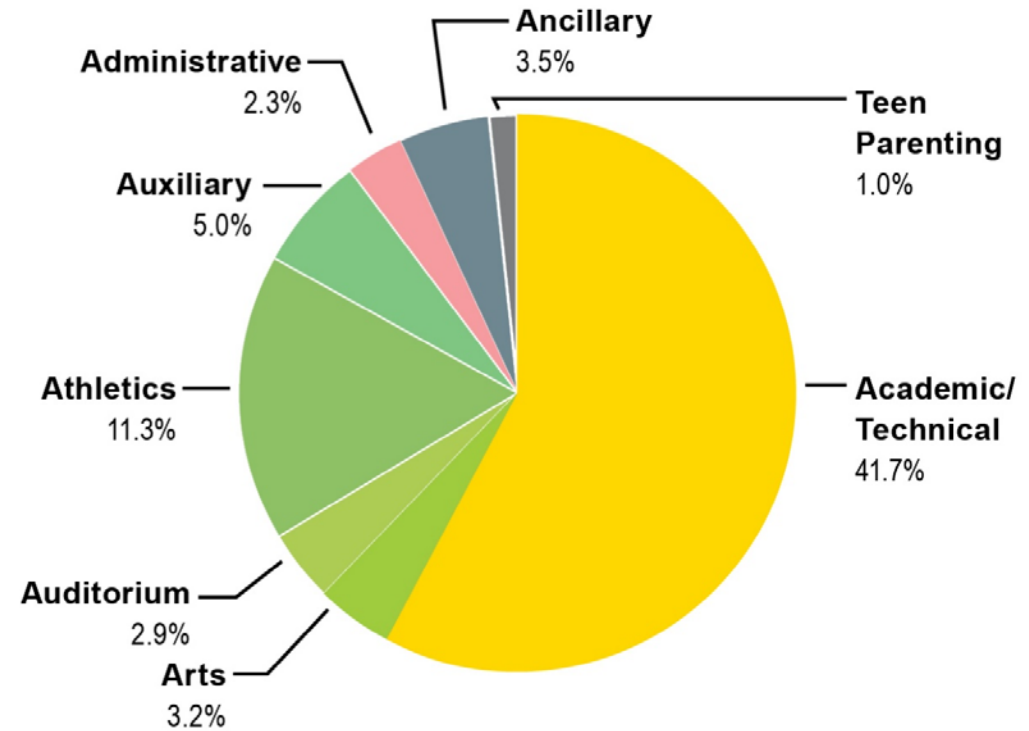
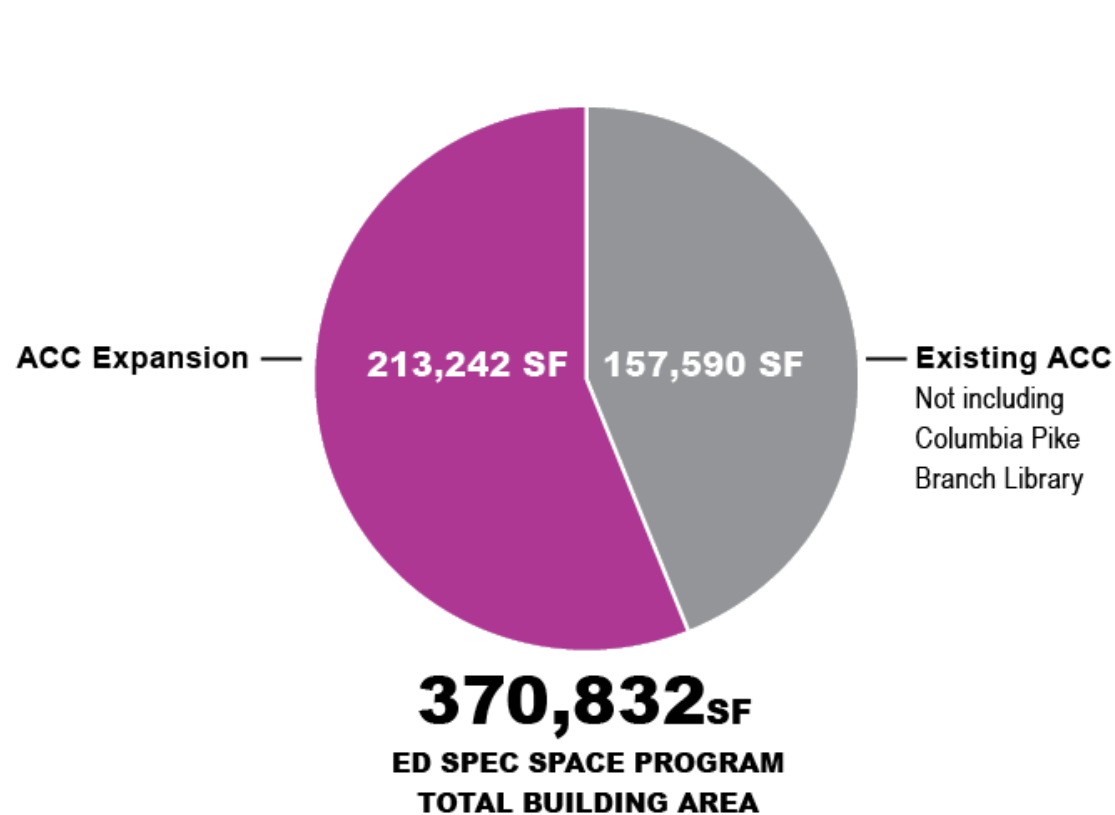
# CCWG RECOMMENDATIONS: MASSING & DENSITY

“Under or up, but not out.”



# ED. SPECS: SPACE PROGRAM AT-A-GLANCE

**DO NOT FORGET!**



Note: GSF – Gross Square Footage

# DESIGN CHALLENGE: ANSWER 3 KEY DESIGN QUESTIONS

- **Where should ACC's front door be?**
- **What are the ideal locations for ACC's primary community spaces (gym, auditorium, etc)?**
- **How will proposed massing relate to ACC's phasing strategy?**

# DESIGN CHALLENGE: ANSWER 3 KEY DESIGN QUESTIONS

- **Where should ACC's front door be?**

*Hint: Think... Site Access, Pedestrian Flows, Vehicular Flows*

- **What are the ideal locations for ACC's future primary community spaces?**

*Hint: Think... Shared Usage, Afternoon/Weekend Programs, Neighborhood Engagement, Security*

- **How will proposed massing relate to ACC's phasing strategy?**

*Hint: Think... CCWG Zoning Recommendations, Sensibility to Existing Building*



DO NOT FORGET!

YOU

X



# DO NOT FORGET!



A person in a light-colored suit is leaning over a large-scale architectural model of a city. The model consists of numerous small, rectangular building blocks arranged in a grid-like pattern, with some taller structures. The person's hands are visible, interacting with the model. The entire scene is overlaid with a semi-transparent purple color. The text 'GROUP DESIGN EXERCISE' is written in large, white, sans-serif capital letters across the left side of the image.

# GROUP DESIGN EXERCISE

# NEXT STEPS



# MEETING #5

## Agenda

### Furthering the Design

- Review and Synthesis of Design Ideas
- First Thoughts on Site Development
- Connecting to Existing Building

## Outcome

3 Conceptual Approaches to Building Massing

October				November			
W 01	W 02	W 03	W 04	W 01	W 02	W 03	W 04
						20	

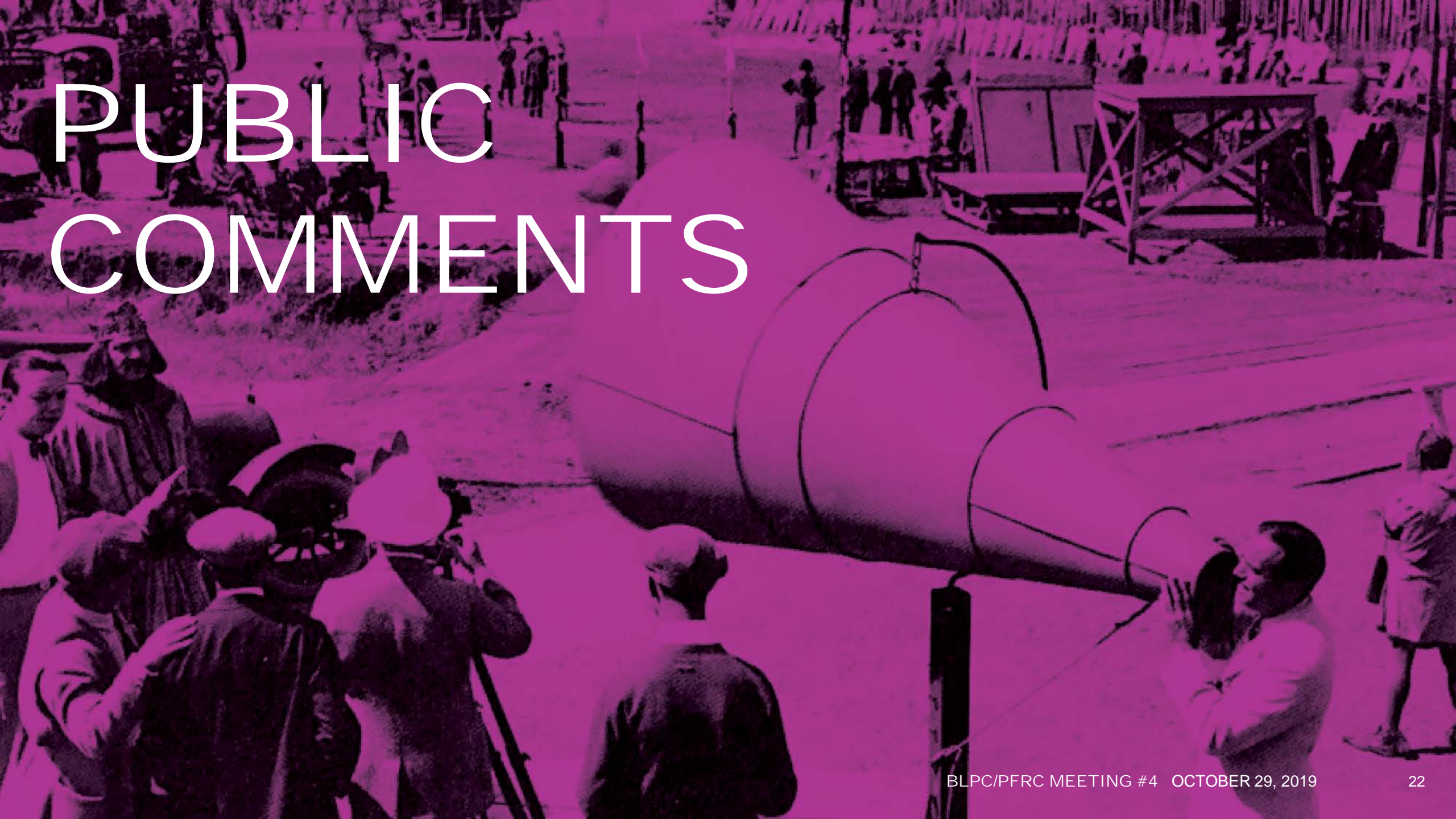
### #5 Progress Check Half-Way !



- Review Progress/ Decisions
- Preliminary Design Concepts
- Public Comment

### Outcome

Clarify any previously presented content/answer lingering questions, identify (3) preliminary concepts/design directions.



# PUBLIC COMMENTS

# ADJOURN



# ADJOURN

**As a reminder the APS Project Manager is:**

Steve Stricker

**(703) 228-7749**

**[steven.stricker@apsva.us](mailto:steven.stricker@apsva.us)**

**Public meeting dates and past presentations are posted on the APS project website: <https://www.apsva.us/design-and-construction/arlington-career-center/>**

**Next meeting:** November 20, 2019 @ 7:00pm

**To provide feedback and/or comments to APS use: [engage@apsva.us](mailto:engage@apsva.us)**