

# APS Transportation 101

March 2019



Arlington Public Schools



# Presentation Outline

- System overview
- Ridership statistics
- Ongoing challenges





# APS Bus System Overview

## 189 vehicles

- General education buses: 133
- Special Education: 57

## 154 routes

- Covering 407 trips to schools
  - General education = 309
  - Special education = 98

## 149 Drivers

## ~2,500 bus stops

*Note: all figures are from Fall 2018*





# Bus Ridership

Students Eligible to be Transported in SY18-19

	Eligible	AM Actual	% Riding	PM Actual	% Riding
<b>General</b>	15,347	10,234	67%	10,068	66%
<b>Specialized</b>	822*	512	62%	475	58%
<b>Total</b>	16,169	10,746	67%	10,543	65%

***Note: Actual student counts as required by VDoE. Collected October 2018***

***\*As of Jan 2019***



# General Education Bus Capacity Utilization

Total Number of Bus Trips* for Each School Level	% of Trips Where the <i>Assigned**</i> No. of Students is < 50% of Bus capacity	Number of Trips Where the <b>Actual No. of Students Riding</b> is < 50% of Bus Capacity
ES: 141	14% (20 trips)	39% (55 trips/32 option)
MS: 61	5% (3 trips)	15% (9 trips/2 option)
HS: 73	14% (10 trips)	33% (24 trips)
H-B Woodlawn: 12	8% (1 trip)	42% (5 trips)
*Where counts were available	** Bus route planning includes all eligible bus students	



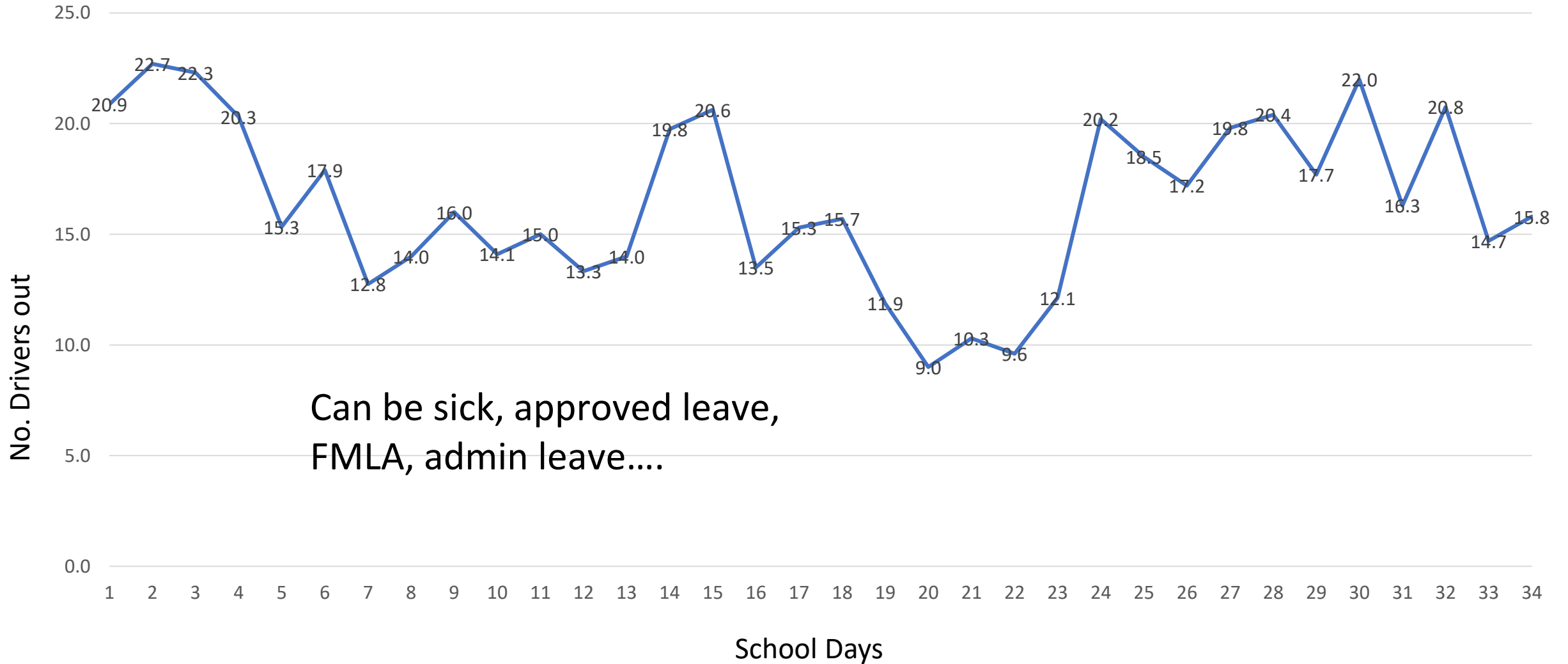
# Ongoing Challenges

- Chronic driver shortages (*16.5 average*)
- Number of trips (*400+*) and stops (*~2500*)
- Increasing traffic volumes
- Bell times
- Long routes & early pick ups
- Underutilized buses
- On time arrival
- Special education transportation planning
- Constrained budget limits fleet size
- Bus parking



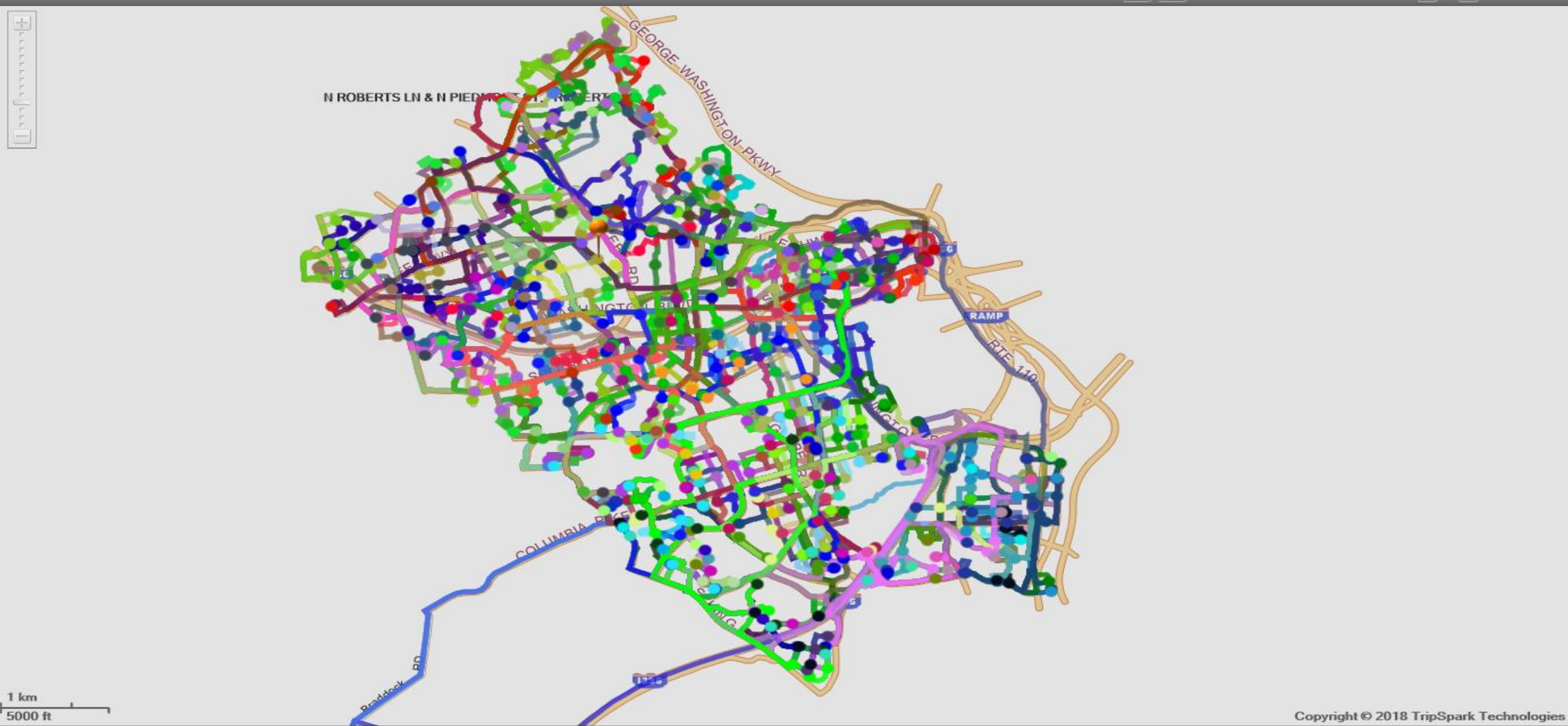


# Driver Shortage (Daily Average 16.5)





# Visualizing 154 Routes









# Bell Times



## Arrival

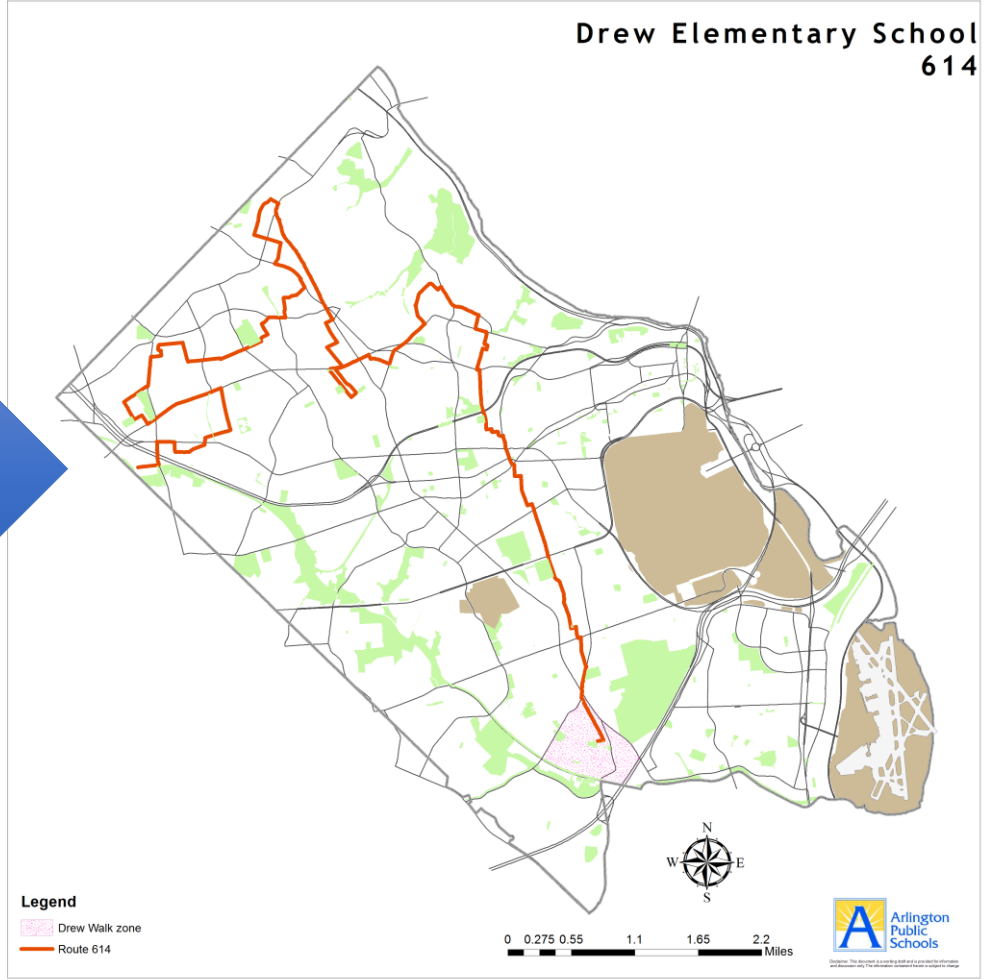
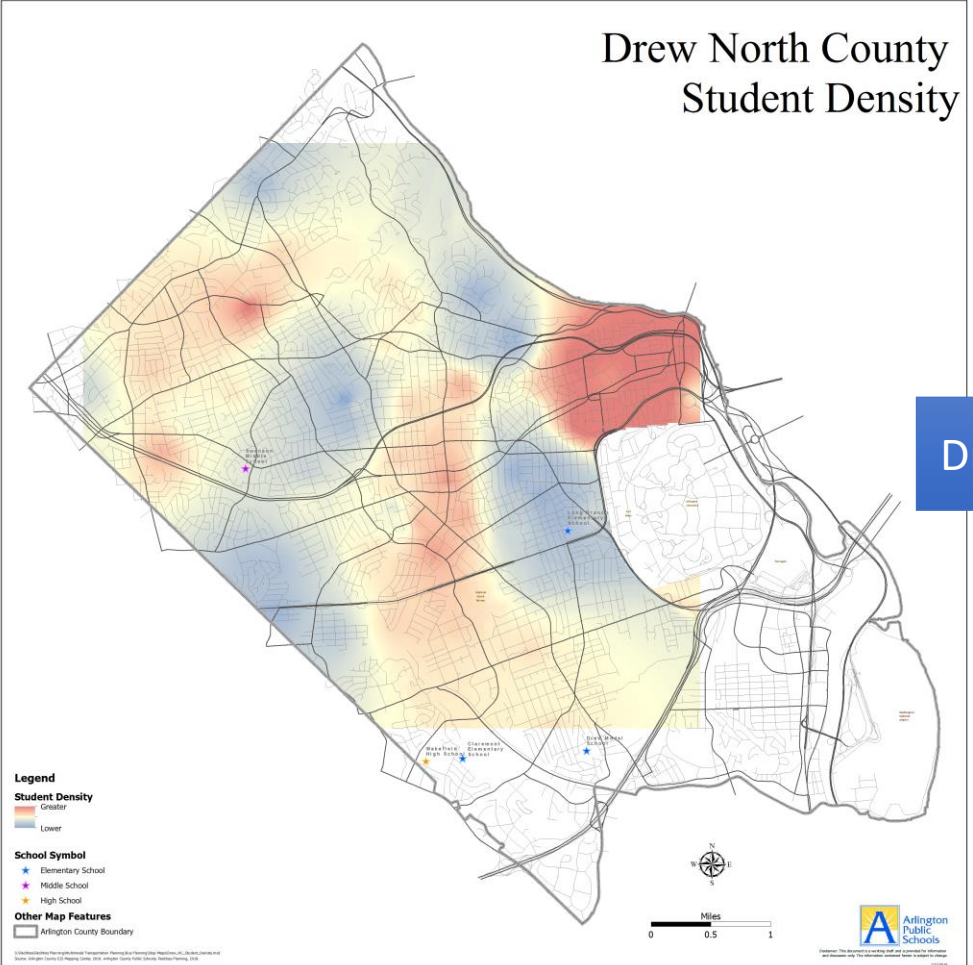
- 7:50 AM (5 MS)
- 7:55 AM Career Ctr/Arlington Community HS
- 8:00 AM (4 ES)
- 8:19 AM (3 HS)
- 8:25 AM (4 ES)
- 9:00 AM (15 ES)
- 9:15 AM Stratford
- 9:24 AM H-B Woodlawn

## Dismissal

- 2:24 PM (5 MS)
  - **2:30 MS Sports Trips**
- 2:41 PM (4 ES)
- 3:01 PM (3 HS)
- 3:06 PM (4 ES)
- 3:10 PM CC/Arlington Community
  - **3:15 HS Sports Trips**
- 3:41 PM (15 ES)
- 4:00PM Stratford
- 4:06 PM H-B Woodlawn
  - **Late Buses**



# Long Routes



- 13 stops
- 1:06 hrs scheduled travel time; with traffic → 1:20 hrs
- Rarely on-time



# Average General Ed Bus Utilization

Level	Neighborhood School/Trips	Option School/Trips
Elementary School	64%	46%
Middle School	75%	61%*
High School	62%	43%*
HB Woodlawn	n/a	52%

% = riding students/eligible students

\* = trips primarily serving out of boundary students for countywide programs



# Specialized Transportation Services Planning Factors

## Identifying # of Riders

- Eligibility determined through IEP and 504 meetings;
- Information transferred to Transportation
- Siblings may ride as well

## Developing Routes

## Ensuring Drivers with Specialized Training

- ~ 50 currently

## Providing Attendants for Specialized Transportation vehicles

- 50 (of 70 total attendants)

## Ensuring Vehicle Availability

## Contracting with Other Transportation providers

- Taxi services (not managed by Transportation)





# Other Constraints: Budget & Parking

