

APS Bus Transportation Review

March 2019



Arlington Public Schools



Tonight's Agenda

- Welcome and Introductions (10 minutes)
- APS Transportation 101 Presentation (30 minutes)
- Q&A (10 minutes)
- Tabletop work sessions (30 minutes)
- Report out (20 minutes)
- Wrap-up & Next Steps (10 minutes)





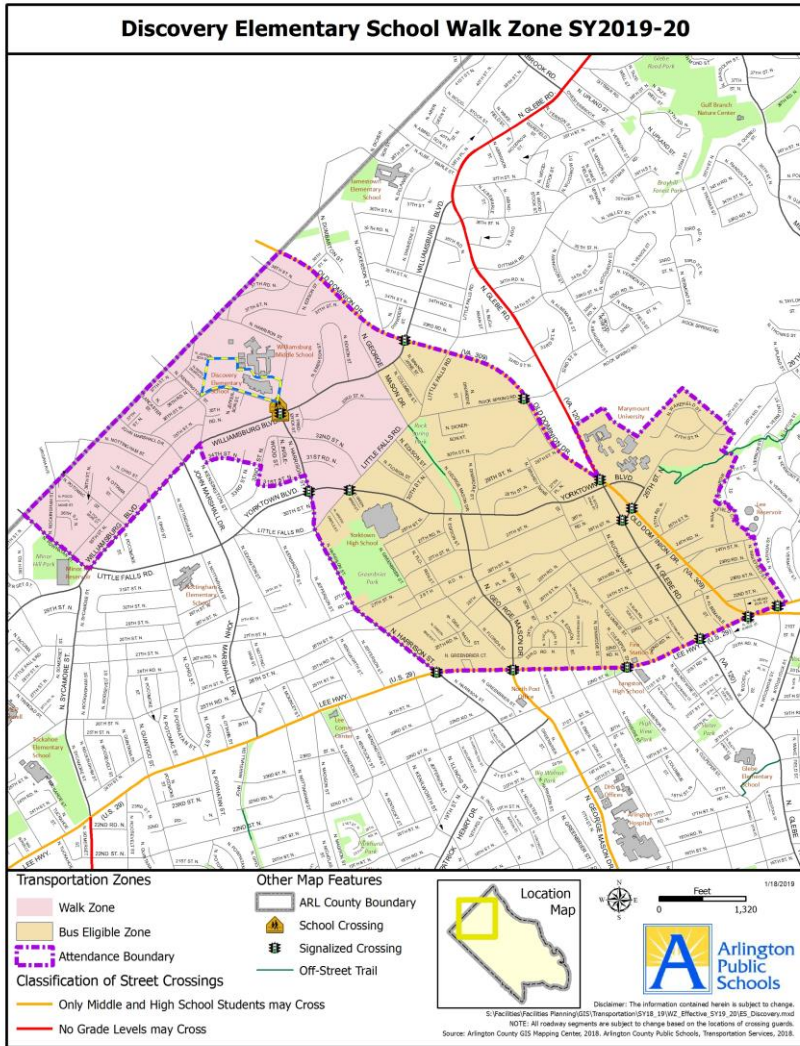
APS Transportation 101 Overview

- Relevant Policy and PIP
- System overview
- Ridership statistics
- Ongoing challenges
- Opportunities for Improvement





School Board Policy E 5 Transportation



- Defines bus eligibility and establishes busing zones;
- Describes when buses are provided and prioritizes services



E 5 PIP -1 Pupil Transportation Procedures

- Operational responsibility for route development & scheduling
- Student/passenger safety standards
- Driver/attendant safety standards
- Transport to/from school
- Athletic and extracurricular events
- Field trips
- Other programs
- Field trip reimbursement
- Transport home for ill students





APS Bus System Overview

189 vehicles

- General education buses: 133
- Special Education: 56

154 routes

- Covering 407 trips to schools
 - General = 309
 - Specialized= 98

149 Drivers

~2,500 bus stops

Note: all figures are from Fall 2018





Bus Ridership

Students Eligible to be Transported in SY18-19

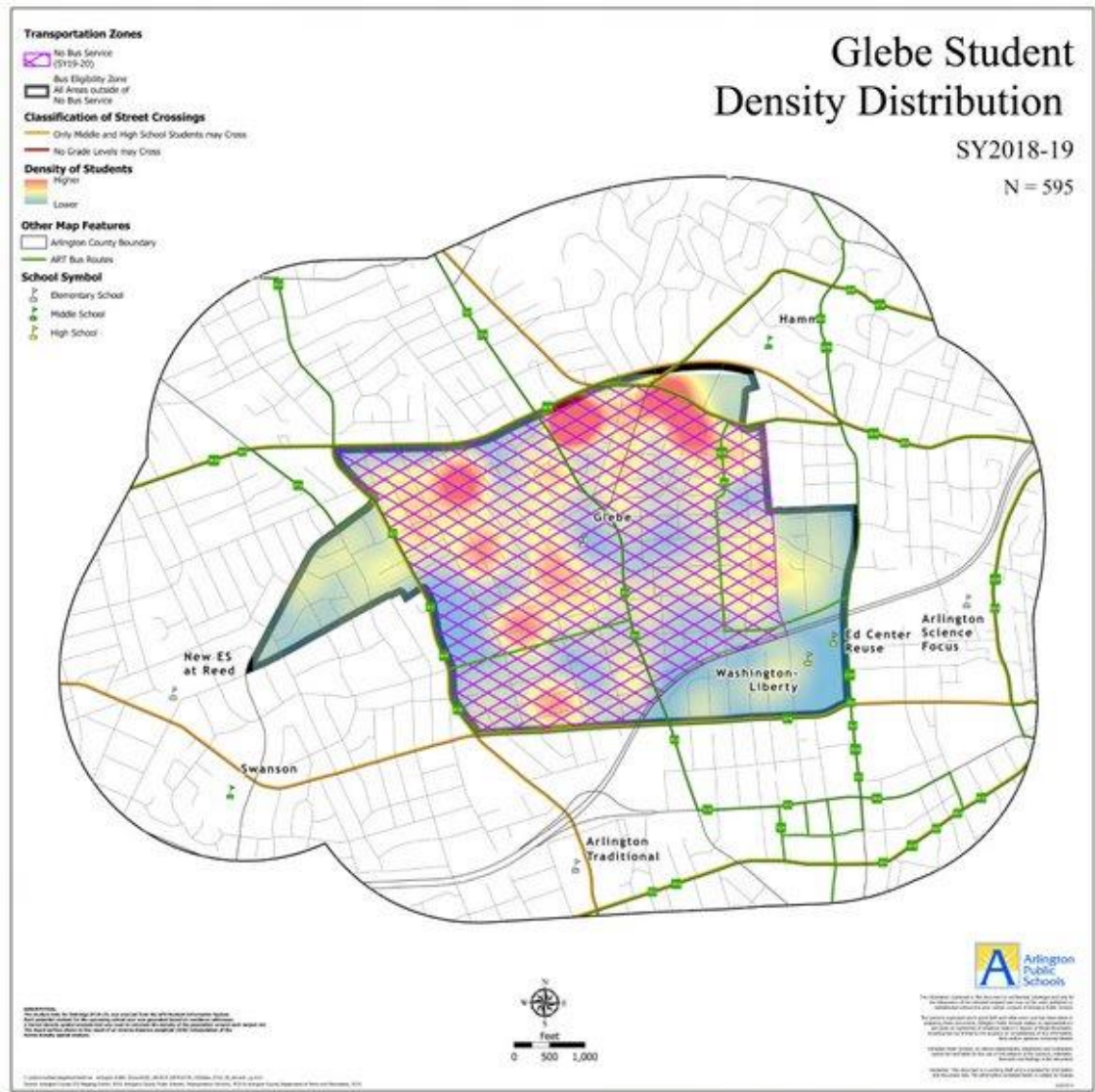
	Eligible	AM Actual	% Riding	PM Actual	% Riding
General	15,347	10,234	67%	10,068	66%
Specialized	822*	512	62%	475	58%
Total	16,169	10,746	67%	10,543	65%

Note: Actual student counts as required by VDoE. Collected October 2018

****As of Jan 2019***

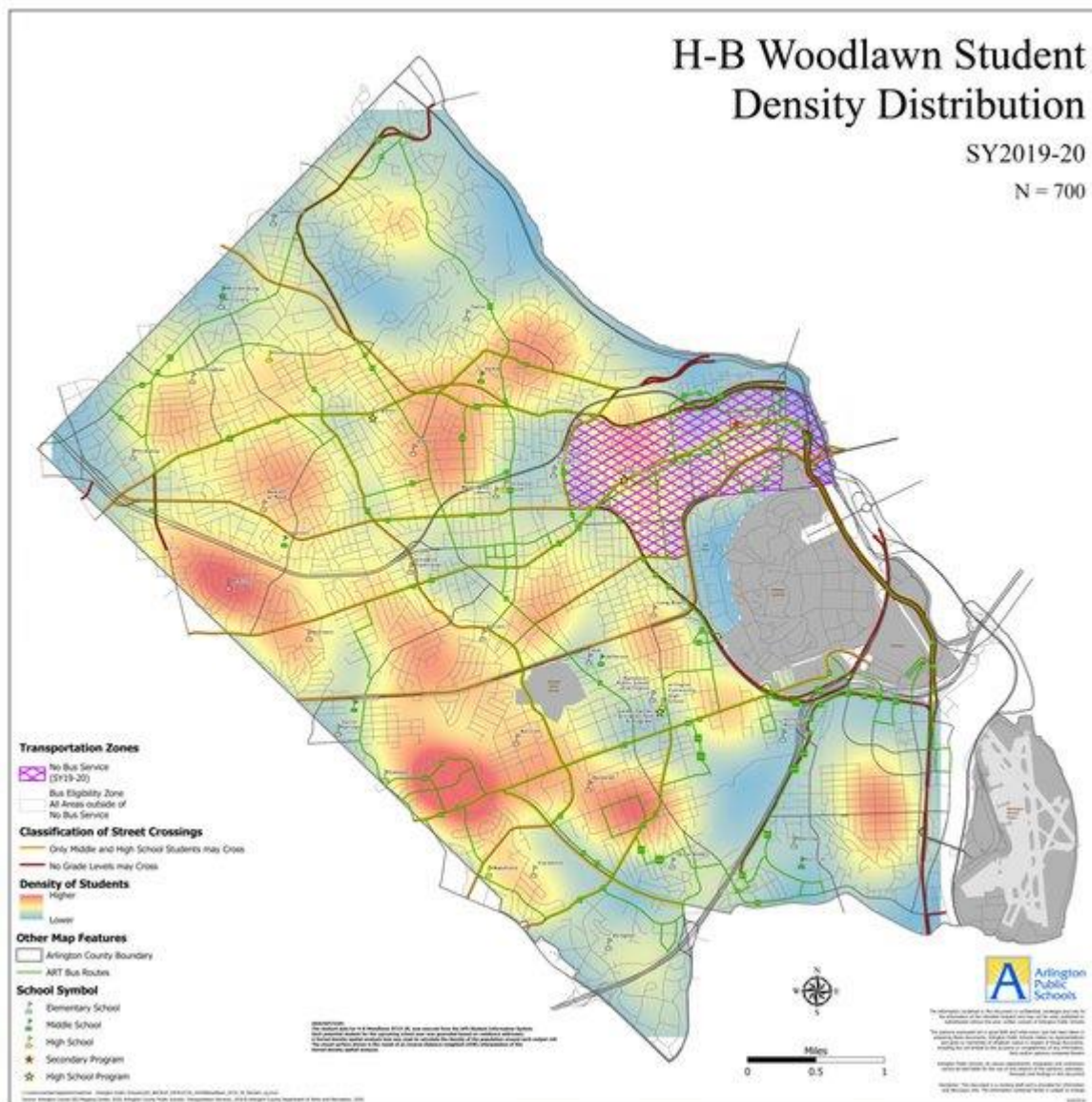


Student Distribution – Neighborhood Example





Student Distribution – Countywide Example





Average General Education Bus Utilization

Level	Neighborhood School/Trips	Option School/Trips
Elementary School	64%	46%
Middle School	75%	61%*
High School	62%	43%*
HB Woodlawn	n/a	52%

% = riding students/bus capacity

* = trips primarily serving out of boundary students for countywide programs



Ongoing Challenges

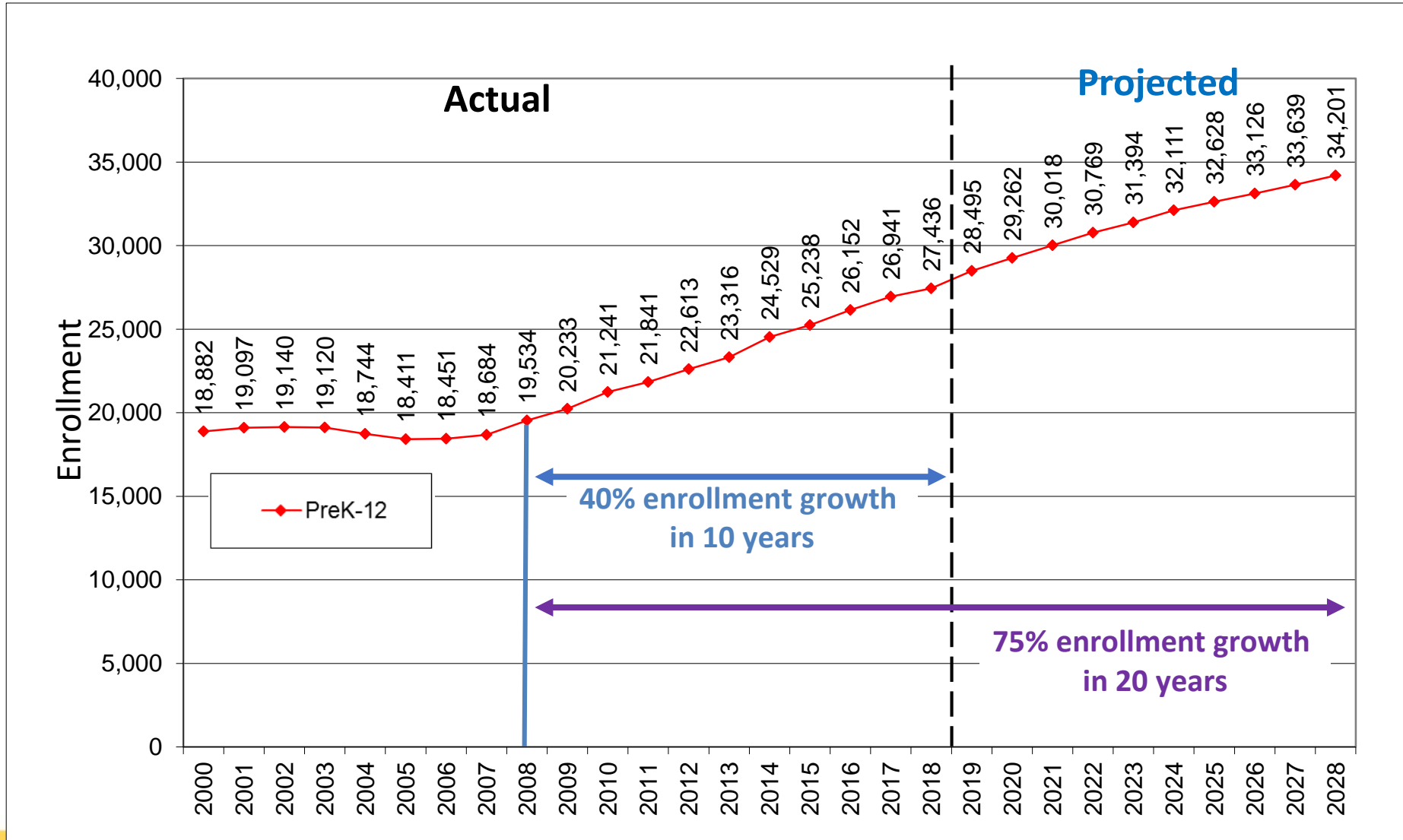
- Growing enrollment
- Number of core trips (400+) and stops (~2500)
- Chronic driver shortages (avg 17 out/day)
- Increasing traffic volumes
- Bell schedules close together
- Long routes & early pick ups
- Underutilized buses
- On time arrival
- Specialized transportation services planning
- Constrained budget limits fleet size
- Limited Bus parking





Total Enrollment from Fall 2000 to 2028

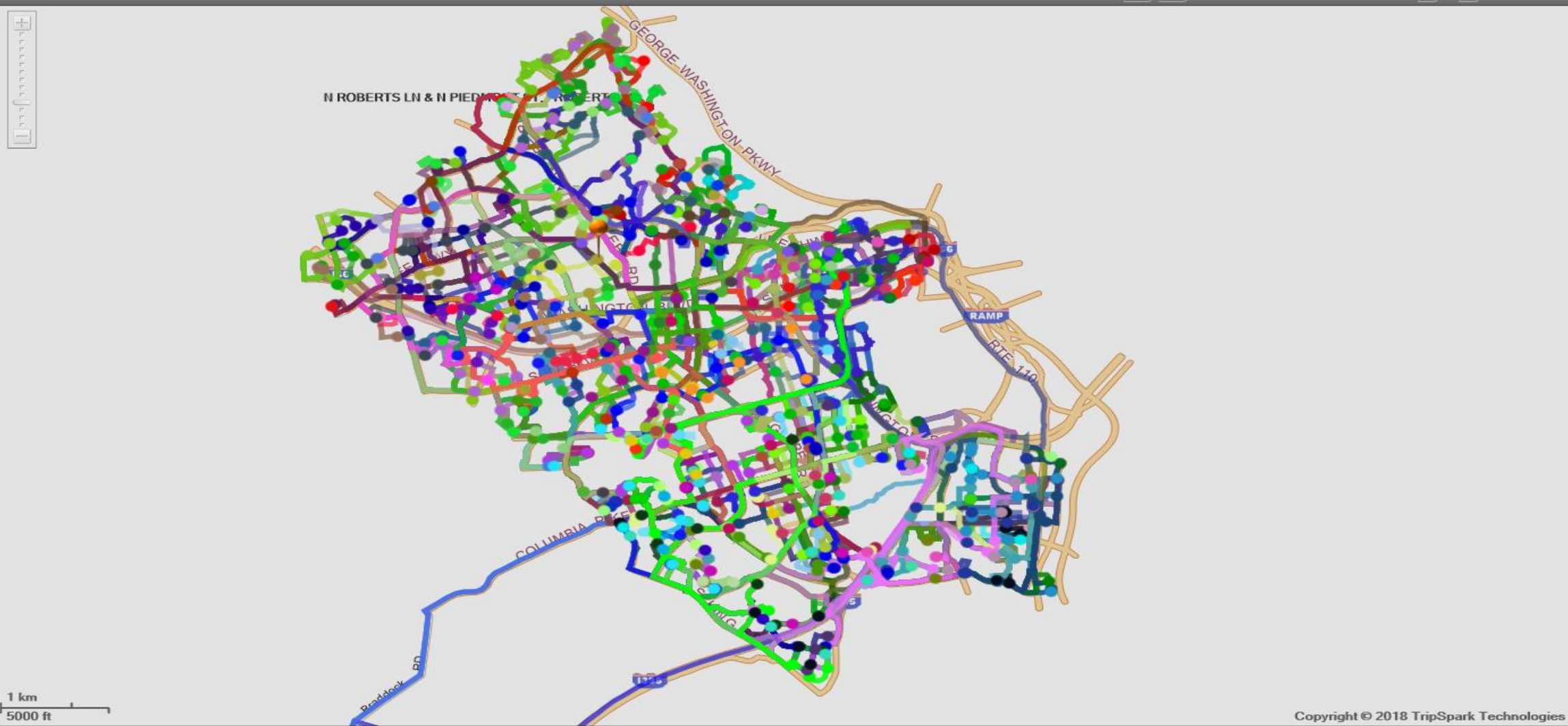
Projected to reach 34,201 PreK-12 Students in September 2028



Source: Fall 10-Year Enrollment Projections (Fall 2019-28) – January 2019



Visualizing 154 Routes





~2,500 Bus Stops






Bell Schedules

Arrival

- 7:50 AM (5 MS)
- 7:55 AM Career Ctr/Arlington Community HS
- 8:00 AM (4 ES)
- 8:19 AM (3 HS)
- 8:25 AM (4 ES)
- 9:00 AM (15 ES)
- 9:15 AM Stratford
- 9:24 AM H-B Woodlawn

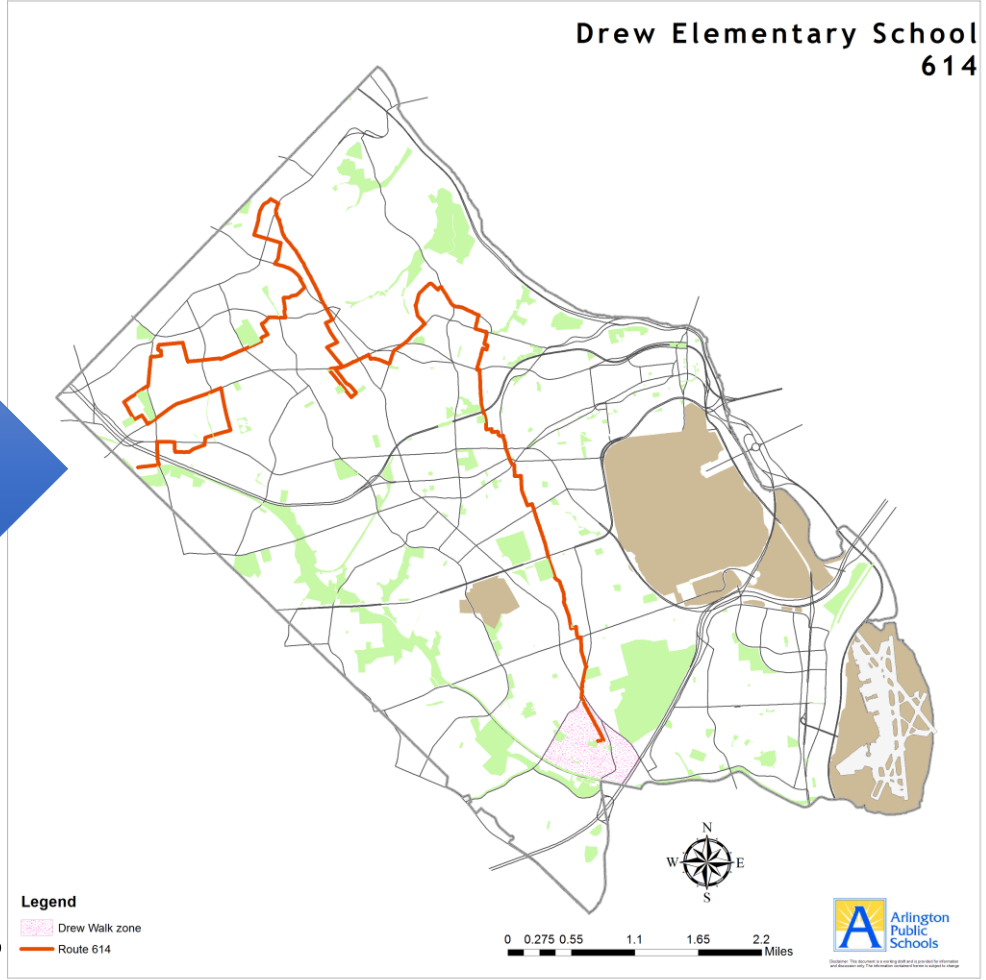
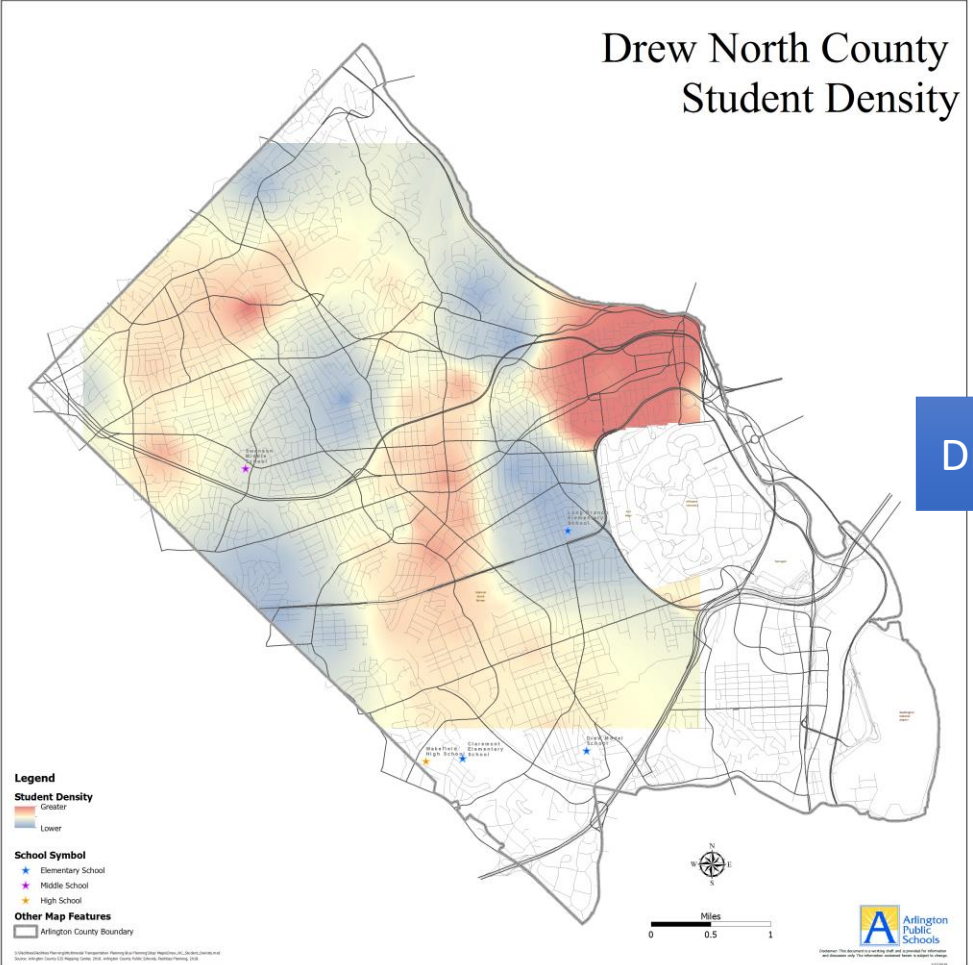
Dismissal

- 2:24 PM (5 MS)
 - **2:30 MS Sports Trips**
- 2:41 PM (4 ES)
- 3:01 PM (3 HS)
- 3:06 PM (4 ES)
- 3:10 PM CC/Arlington Community
 - **3:15 HS Sports Trips**
- 3:41 PM (15 ES)
- 4:00PM Stratford
- 4:06 PM H-B Woodlawn
 - **Late Buses**





Long Routes



- 13 stops
- 1 hour, 6 minutes scheduled travel time; with traffic → 1hour, 20 minutes
- Rarely on-time



Specialized Transportation Services Planning Factors

Identifying # of Riders

- Eligibility determined through IEP and 504 meetings;
- Information transferred to Transportation
- Siblings may ride as well

Developing Routes

Ensuring Drivers with Specialized Training

- ~ 50 currently

Providing Attendants for Special Education vehicles

- 50 (of 70 total attendants)

Ensuring Vehicle Availability

Contracting with Other Transportation providers

- Taxi services (not managed by Transportation)





Current FY2020 Budget Outlook

Per Superintendent's FY2020 Budget:



	<u>Amount</u> (\$ in millions)
Total Expenditures	\$671.6
Total Revenue *	<u>\$662.7</u>
Additional Revenue Needed	(\$8.9)

**Based on County Manager's proposed budget*



Limited Bus Parking



Opportunities for Improvement

- Stop consolidation
- Route optimization
- Adjusting bell schedules
- Integration with transit services
- Improving planning process for specialized transportation services
- Other...??



Innovations in Other Districts



TRANSPORTATION CHALLENGE *Solving Routing and Bell Times*



Boston – Transportation Challenge

- Began with desire to reduce \$110M transportation budget
- Resulted in partnership with MIT to develop algorithm that optimizes stop locations, and optimizes the routes from them

Denver – Success Express Shuttle Service

- Desire to increase transportation availability for students in Near Northeast section of Denver to improve attendance
- Team worked over a three year period to develop a shuttle system reaching all schools in the quadrant
- Students at all levels/ages ride together



Option Program Peer Experience

School System	Is Transportation Provided?
Metro Nashville Public Schools	No
Charlotte Mecklenburg Schools	By transportation zone
Montgomery County Public Schools	Centralized stops
Wake County Public Schools	Magnet Express Stops
Academies of Loudoun	Shuttle type svcs
Cabarrus County Schools	Hub stops
Alexandria City Public Schools: Programmatic transfers	Central stops - usually at home ES



APS Summer School Pilot

Summer School Consolidated Bus Stop Pilot – MS & HS

Two summer school sites: MS @ Kenmore; HS @ Wakefield

- about 1,500 students eligible for bus (1,130 HS; 380 MS)
- **MS** = 14 routes; 29 stops; average no. stops per route = 2 (range 1-3)
 - Average students/stop = 13
- **HS** = 23 Gen Ed routes; 42 stops; average no. stops per route = 2 (range 1-5)
 - Average students/stop = 28
- **Travel time** minimized due to limited stops
 - Longest HS route from Falls Church* to Wakefield w/ 5 stops @ 45 mins
- **Parent survey** (77 responses)
 - For those who did not take the bus:
 - **none** said it was because the ride was too long.
 - 2 of 15 said it was because the stop was too far
 - Most students walked to the stop, some were driven, some biked



Addressing Bell times

- Need bell schedule policy
- Should make transportation one of main considerations
- Need time for buses to get between schools
- Could students at schools nearby share routes?






Integrating with Transit: Peer Experiences

Portland, Maine

- No yellow buses for HS students; Transit passes only; Free to students; Unlimited rides

Justice HS in Fairfax County, VA

- Special pass for Connector, CUE and some VA Metro routes; Free to students



Minneapolis, MN

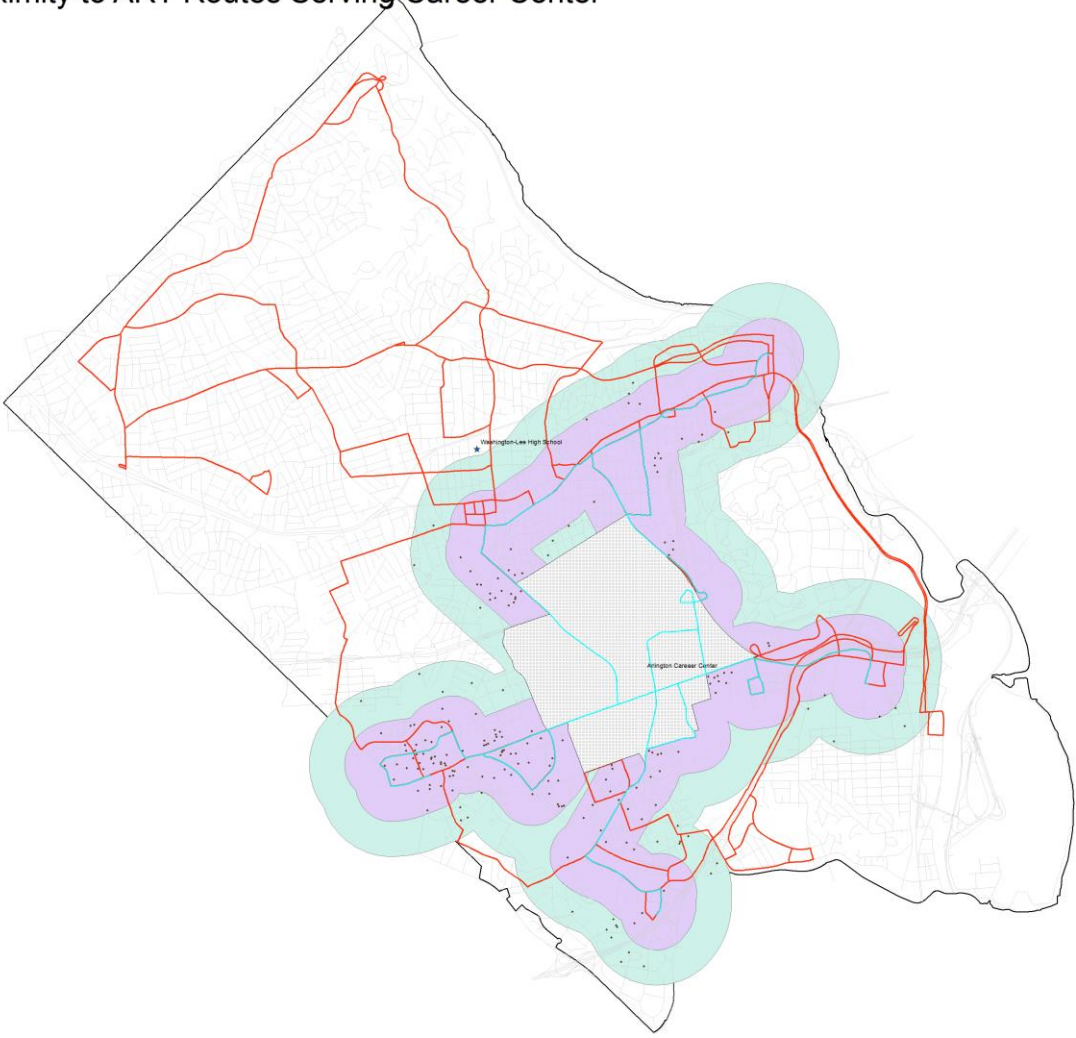
- No Yellow buses for HS; Transit pass only; Free to students; Unlimited rides





Potential ART Pilot: Career Center

Potential Rider Proximity to ART Routes Serving Career Center



- Legend**
- Career Center Walk Zone
 - CCStuInHalfMi
 - CCStuInQuarterMi
 - Quarter mi buffer ART CC Route
 - Half mi buffer ART CC Route

Improving Specialized Transportation Service Planning

- Using results of October 2018 workshop with SEPTA & ASEAC
- Creating action plan and timeline
- Addressing top items:
 - Coordination between Special Education and Transportation offices
 - Obtaining opt-out information
 - Communications






Adopt Operational Goals for Bus System

- ✓ Safety
 - ✓ On-board – student and driver/attendant
 - ✓ Stop locations
 - ✓ Operations/maintenance
- ✓ On-Time Performance (OTP)
- ✓ Limited ride time
- ✓ Sustainable use of resources
- ✓ Operational efficiency





Questions?





Your ideas!





Areas to think about...

- Bus routes & stops - core *and* after school services
- Transportation policies and practices
- Bus driver training
- Communication with families
 - bus options (eligibility; stops; routes)
 - any delays or other information specific to your student's bus
- Transportation website
- Customer service
- Use of technology (e.g., Bus locator apps)
- Integration with public transit system
- Other...



Next Steps



What's
Next?

1. Gather more information-
 - 3 more community workshops
 - PTA presentations
 - Online survey
2. Synthesize input
3. Update policy and procedures using stakeholder input
4. Develop 5-year plan for APS Bus Service



Thank you!

Visit the project website @

<https://www.apsva.us/transportation-review/>

Survey link available there!