


FY 2019-28

Capital Improvement Plan (CIP)

Work Session #2

May 7, 2019

Follow the CIP Process



Information about the CIP: apsva.us/engage/cip_fy19-28/

Website includes:

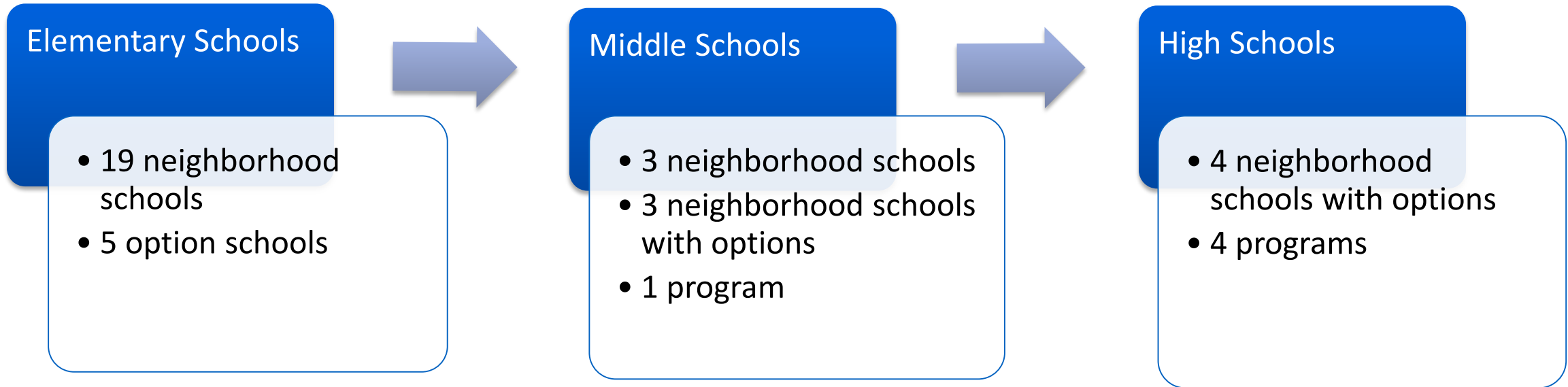
- CIP background
- Who is impacted?
- Timeline (with presentation links)
- Engagement strategy and dates
- Previous CIP documents

Handouts used tonight will be posted once internet is back up

- Instructional Concept
- Superintendent's Proposed CIP
- Enrollment Projections
- Examples for Discussion
- Next Steps
- Community Engagement Update and CIP Timeline

Instructional Concept

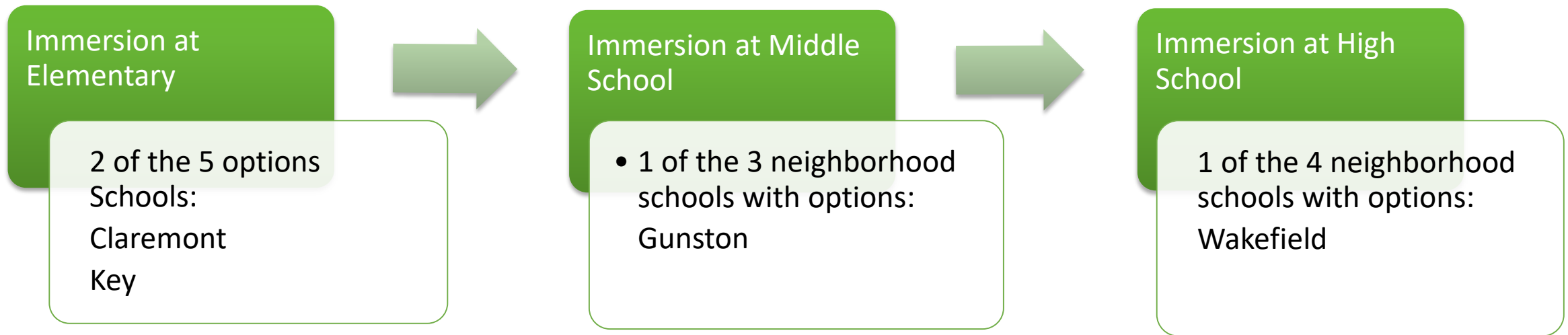




Note

This is a draft concept that will be reviewed and revised through the elementary boundary process and new strategic plan, working with principals, staff, and advisory committees.

- For Example




Note

This is a draft concept that will be reviewed and revised through the elementary boundary process and new strategic plan, working with principals, staff, and advisory committees.

Superintendent's Proposed CIP



Superintendent's Proposed CIP



Project Description	OTHER FUNDING SOURCES					BOND FUNDING											TOTAL BOND FUNDING	TOTAL PROJECT COST
	Operating	MC/MM (not bonds)	Capital Reserve	Joint Fund		Previous Bond Funding	FY 2019	FY 2020	FY 2021	FY 2022	FY 2023	FY 2024	FY 2025	FY 2026	FY 2027	FY 2028		
Seats Available in				APS	ArlCo		Fall 2018	Fall 2019	Fall 2020	Fall 2021	Fall 2022	Fall 2023	Fall 2024	Fall 2025	Fall 2026	Fall 2027		
Stratford (1,000 seats in 2019) *	\$ 0.80		\$ 0.25	\$ 2.11	\$ 2.11	\$ 22.25	\$ 9.03										\$ 9.03	\$ 36.55
Wilson (114 seats in 2019) *	\$ 1.90		\$ 7.00	\$ 3.00	\$ 3.00	\$ 82.90	\$ 3.00										\$ 3.00	\$ 100.80
Major Infrastructure Projects (bond-funded MC/MM)							\$ 7.20	\$ 7.40	\$ 7.60	\$ 7.80	\$ 8.00	\$ 8.20	\$ 8.40	\$ 8.60	\$ 8.80	\$ 9.00	\$ 81.00	\$ 81.00
Reed - Expanded (725 seats in 2021)	\$ 1.25		\$ 4.00	\$ 2.75	\$ 2.75		\$ 24.10	\$ 17.75	\$ 2.40								\$ 44.25	\$ 55.00
Career Ctr/Arl Tech (FY17-26 project; 250 seats in 2021) **	\$ 0.75					\$ 12.00	\$ 1.00	\$ -	\$ 5.00								\$ 6.00	\$ 18.75
Career Center Phase 1 (800 seats in 2026)	\$ 1.30					\$ 6.00				\$ 3.50	\$ 10.40	\$ 54.10	\$ 58.10	\$ 4.90			\$ 131.00	\$ 138.30
Education Center (500-600 seats in 2021)	\$ 0.75					\$ 4.00	\$ 16.00	\$ 14.10	\$ 2.15								\$ 32.25	\$ 37.00
MS: Renovation/Addition Location TBD (300 seats in 2023)	\$ 0.55						\$ 1.90	\$ 2.00	\$ 10.60	\$ 11.30	\$ 0.65						\$ 26.45	\$ 27.00
New ES w/Parking below (725-750 seats in 2029)	\$ 1.30												\$ 6.60	\$ 7.10	\$ 37.20	\$ 40.00	\$ 90.90	\$ 95.20
Transportation Staff Facility Renovation							\$ 2.10	\$ -									\$ 2.10	\$ 2.10
Drew Model School refresh (summer 2019)		\$ 0.95															\$ -	\$ 0.95
Patrick Henry building refresh (summer 2019)		\$ 0.85															\$ -	\$ 0.85
Field conversions to synthetic turf (APS share @ 30%)							\$ 0.62		\$ 1.35								\$ 1.97	\$ 1.97
Turf field replacements (APS share @ 30%)		\$ 2.89															\$ -	\$ 2.89
TOTAL PROJECTS	\$ 8.60	\$ 4.69	\$ 11.25	\$ 7.86	\$ 7.86	\$ 127.15	\$ 64.95	\$ 41.25	\$ 29.10	\$ 22.60	\$ 19.05	\$ 62.30	\$ 73.10	\$ 20.60	\$ 46.00	\$ 49.00	\$ 427.95	\$ 598.36

BOND REFERENDA AMOUNTS	2018	2020	2022	2024	2026
	\$ 103.72	\$ 53.20	\$ 133.30	\$ 30.70	\$ 98.00 ***

Debt Service Ratio Target ≤9.8%

	FY 2019	FY 2020	FY 2021	FY 2022	FY 2023	FY 2024	FY 2025	FY 2026	FY 2027	FY 2028	Total
Debt Service Ratio -- APS	9.28%	9.59%	9.79%	9.45%	9.15%	8.92%	9.34%	9.57%	9.71%	9.15%	
Annual Bond Issuance	\$ 64.95	\$ 41.25	\$ 29.10	\$ 22.60	\$ 19.05	\$ 62.30	\$ 73.10	\$ 20.60	\$ 46.00	\$ 49.00	\$ 427.95
Annual APS Debt Service Increase		\$ 2.16	\$ 1.98	(\$ 0.86)	(\$ 0.60)	(\$ 0.13)	\$ 4.30	\$ 3.11	\$ 2.50	(\$ 2.63)	\$ 9.84


* Bonds for Stratford and Wilson being sold in FY 2019 are from previous bond referenda.

** The Career Center/Arlington Tech project funding was \$12.75 million in the FY17-26 CIP. Of that amount, it is estimated that \$4.54 million will have been used over the summers of 2017 and 2018 for internal modifications generating 350 seats. The remaining \$8.21 million along with the new funding in the FY19-28 CIP will be used to provide the 250 additional seats needed for Arlington Tech.

*** The 2026 bond referendum amount includes an additional \$3 million for the New ES project that would be sold in FY 2029 (not shown in this chart).


Superintendent's Proposed CIP

Seats and Timeline



Proposed CIP Projects	Seats Added	Completed August										
		2019	2020	2021	2022	2023	2024	2025	2026	2027	2028	2029
Elementary												
Henry Program Moves to Fleet	752	X										
Montessori Program Moves to Henry	TBD	X										
New ES at Reed Building	725			X								
New ES at location TBD	725											X
Middle												
Addition at Gunston, Williamsburg or Kenmore	300					X						
High												
Education Center Renovation	500			X								
Career Center Addition includes multi-use gym & blackbox	800								X			
Other												
Transportation Facility Renovation		X										
MC/MM		X	X	X	X	X	X	X	X	X	X	
Fields		X		X								
Total Seats Added	3,802											

School Capacity Projects in the Superintendent's Proposed CIP



		Included in Superintendent's Proposed CIP
Other Sites	Reed E.S.	Yes
	Education Center H.S.	Yes
	M.S. Renovation/Addition	Yes
	New E.S. w/Parking below	Yes
Career Center	Arl. Tech	Yes
	800 Seats, Addition & Renovation*	Yes
	Field and parking garage	No
	500 Seats Addition w/theater	No
	Swimming pool addition	No
	Demolish Henry and replace seats at another site	No


Note: See slide 18 for details on the Career Center

Enrollment Projections



Enrollment Growth

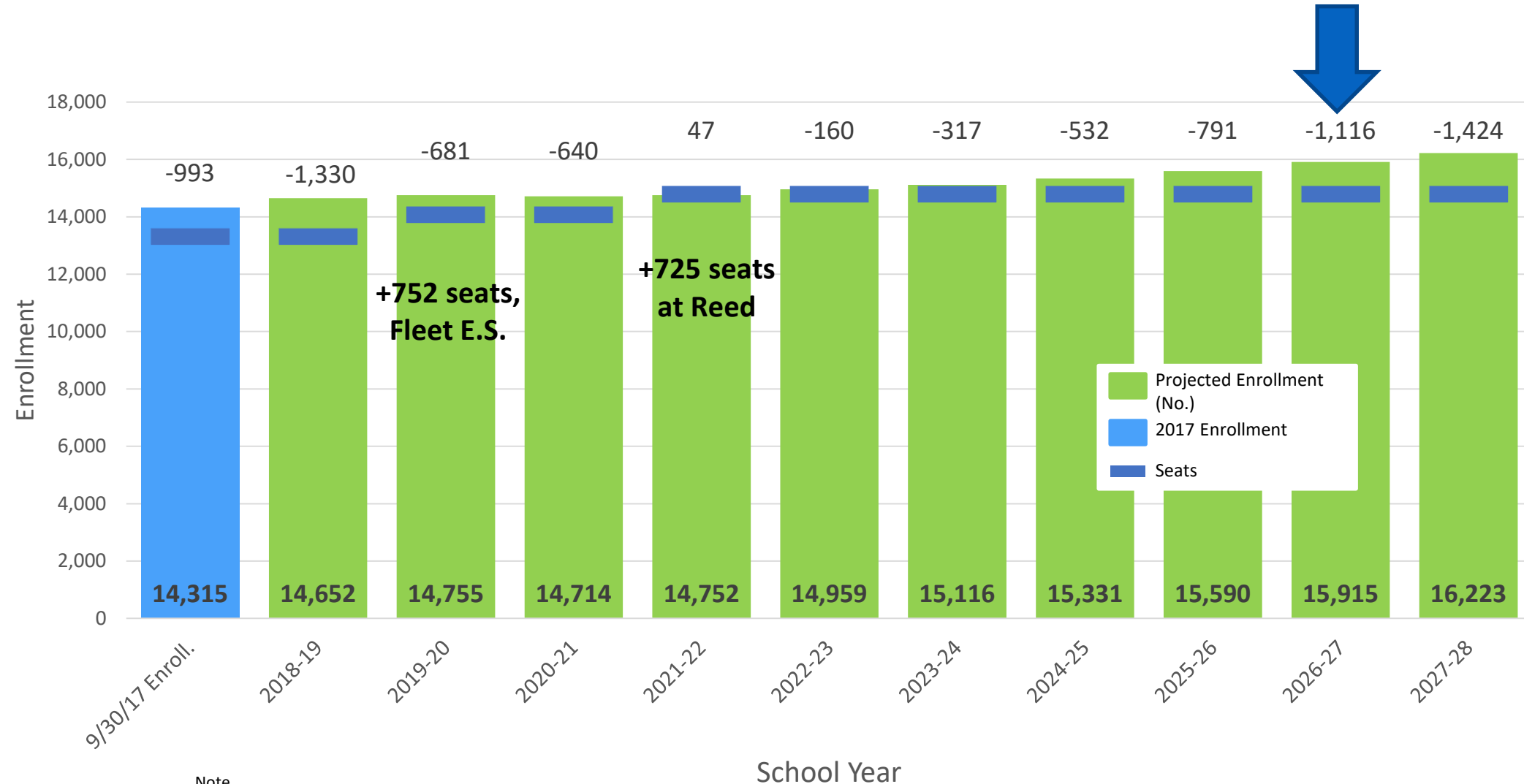

Needs for the 2019-28 CIP



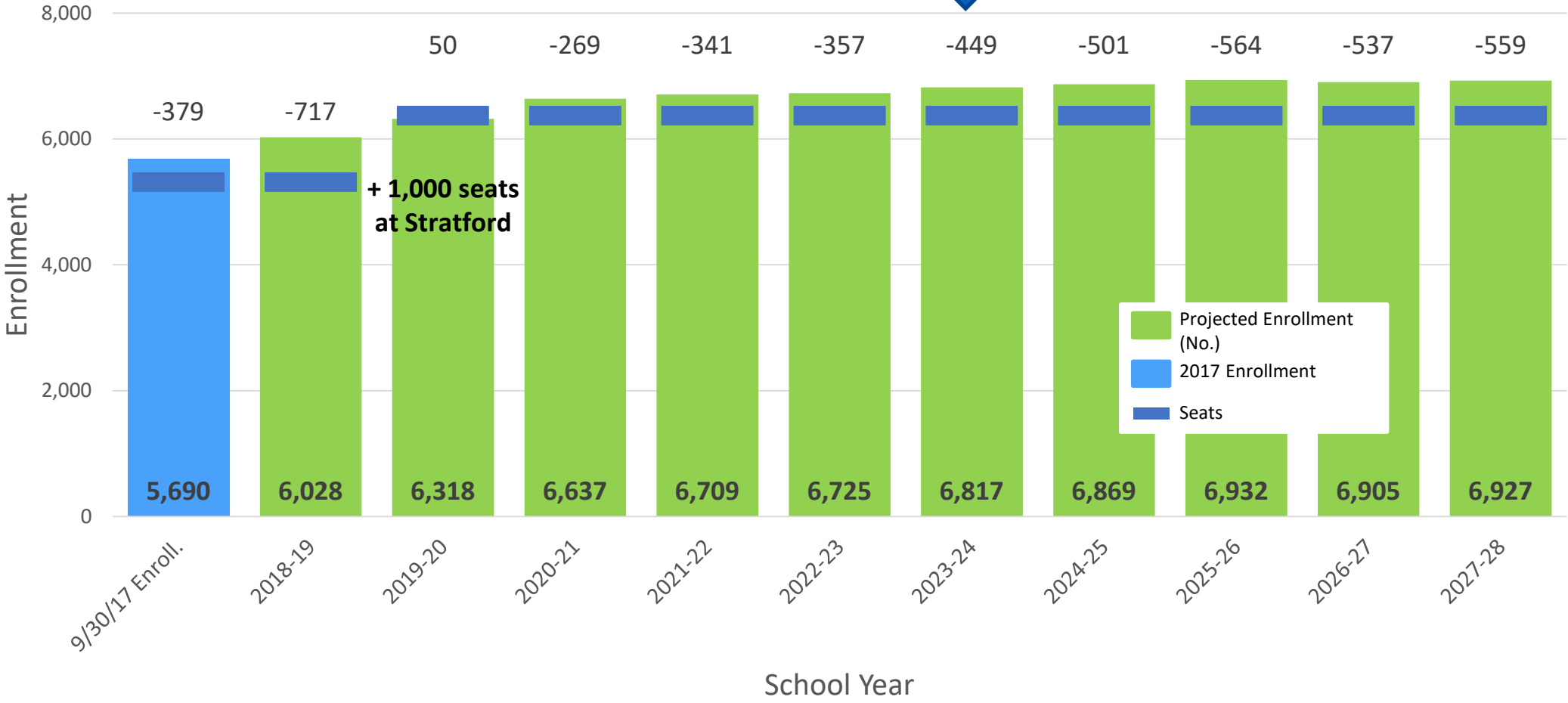

	2020-21	2021-22	2022-23	2023-24	2024-25	2025-26	2026-27	2027-28
Elementary School	(640)	47 +725 at Reed	(160)	(317)	(532)	(791)	(1,116)	(1,424)
Middle School	(269)	(341)	(357)	(449)	(501)	(564)	(537)	(559)
High School	(14)	292 +600 at Ed. Center, +250 at Arl. Tech *	(75)	(321)	(633)	(637)	(698)	(694)

* The 250 seats at Arlington Tech are the remaining seats needed to complete the FY 2017-26 CIP project for planned growth at Arlington Tech to 600 students. The FY 2017-26 CIP project seats were to be delivered by September 2018. This timeline has shifted to allow a comprehensive phased development planning effort to occur through the Career Center Working Group (CCWG) prior to beginning any capital expansion project.

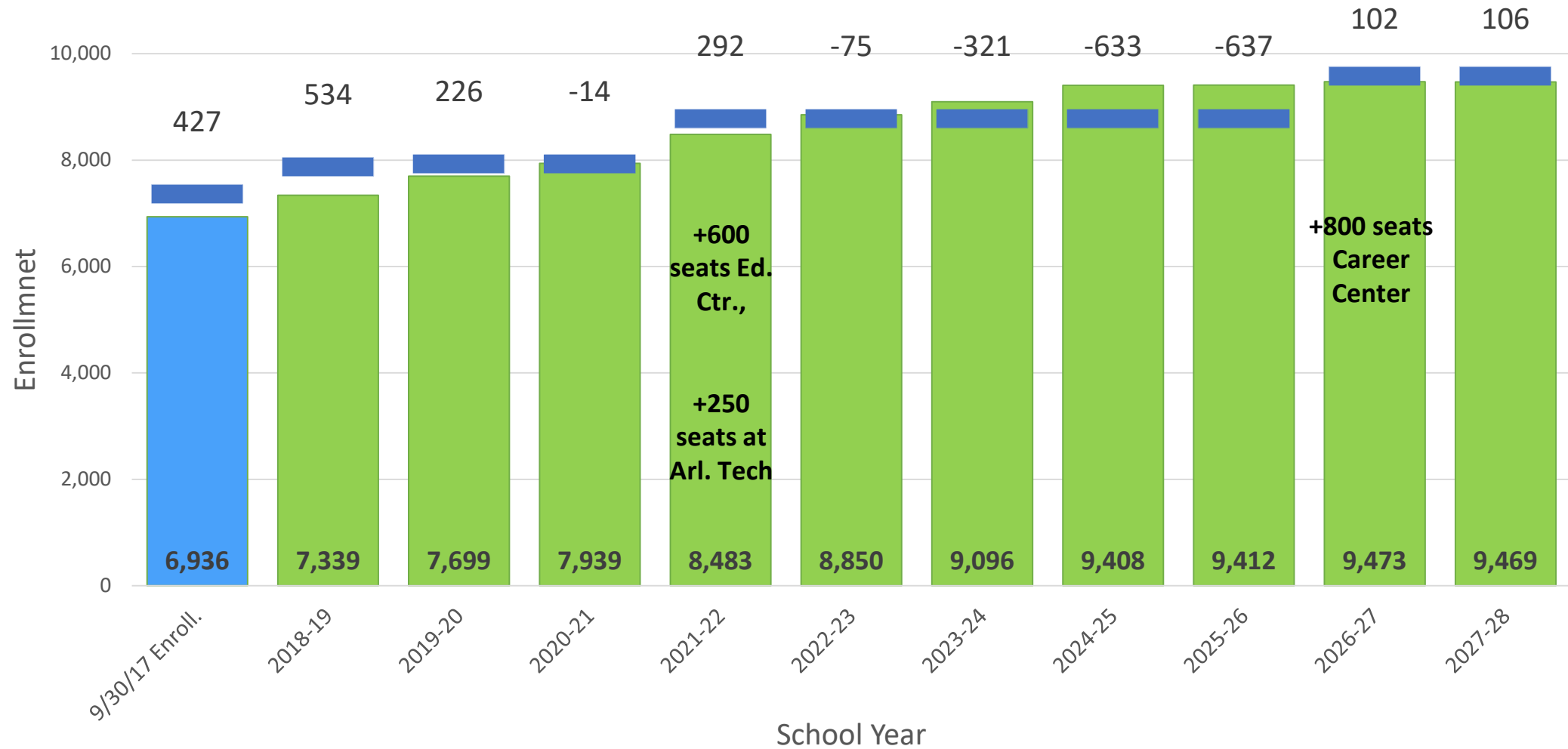

Elementary Enrollment Projections



Middle School Enrollment Projections



High School Enrollment Projections




Note
Assumes adding the maximum number of seats at the Ed. Center.

Examples for Discussion



Example for Discussion Purposes Only: Superintendent's Proposed CIP Plus CC Field & Parking Garage



EXAMPLE FOR DISCUSSION PURPOSES ONLY:
WHAT IF WE ADD THE FIELD AND PARKING GARAGE AT THE CAREER CENTER TO THE SUPERINTENDENT'S PROPOSED CIP?

Project Description	OTHER FUNDING SOURCES					BOND FUNDING											TOTAL BOND FUNDING	TOTAL PROJECT COST	
	Operating	MC/MM (not bonds)	Capital Reserve	Joint Fund		FY 2019	FY 2020	FY 2021	FY 2022	FY 2023	FY 2024	FY 2025	FY 2026	FY 2027	FY 2028				
				APS	ArlCo											Previous Bond Funding			Fall 2018
Stratford (1,000 seats in 2019) *	\$ 0.80		\$ 0.25	\$ 2.11	\$ 2.11	\$ 22.25	\$ 9.03											\$ 9.03	\$ 36.55
Wilson (114 seats in 2019) *	\$ 1.90		\$ 7.00	\$ 3.00	\$ 3.00	\$ 82.90	\$ 3.00											\$ 3.00	\$ 100.80
Major Infrastructure Projects (bond-funded MC/MM)							\$ 7.20	\$ 7.40	\$ 7.60	\$ 7.80	\$ 8.00	\$ 8.20	\$ 8.40	\$ 8.60	\$ 8.80	\$ 9.00		\$ 81.00	\$ 81.00
Reed - Expanded (725 seats in 2021)	\$ 1.25		\$ 4.00	\$ 2.75	\$ 2.75		\$ 24.10	\$ 17.75	\$ 2.40									\$ 44.25	\$ 55.00
Career Ctr/Arl Tech (FY17-26 project; 250 seats in 2021) **	\$ 0.75					\$ 12.00	\$ 1.00	\$ -	\$ 5.00									\$ 6.00	\$ 18.75
Career Center 800 seat Addition (2026)	\$ 1.30					\$ 6.00				\$ 3.50	\$ 10.40	\$ 54.10	\$ 58.10	\$ 4.90				\$ 131.00	\$ 138.30
Career Center Field and Parking (2026)										\$ 3.20	\$ 3.50	\$ 18.00	\$ 19.40	\$ 2.00				\$ 46.10	\$ 46.10
Education Center (500-600 seats in 2021)	\$ 0.75					\$ 4.00	\$ 16.00	\$ 14.10	\$ 2.15									\$ 32.25	\$ 37.00
MS: Renovation/Addition Location TBD (300 seats in 2023)	\$ 0.55						\$ 1.90	\$ 2.00	\$ 10.60	\$ 11.30	\$ 0.65							\$ 26.45	\$ 27.00
New ES w/Parking below (725-750 seats in 2029)	\$ 1.30												6.6	\$ 7.10	\$ 37.20	\$ 40.00		\$ 90.90	\$ 95.20
Transportation Staff Facility Renovation							\$ 2.10	\$ -										\$ 2.10	\$ 2.10
Drew Model School refresh (summer 2019)		\$ 0.95																\$ -	\$ 0.95
Patrick Henry building refresh (summer 2019)		\$ 0.85																\$ -	\$ 0.85
Field conversions to synthetic turf (APS share)							\$ 0.62		\$ 1.35									\$ 1.97	\$ 1.97
Turf field replacements (APS share)		\$ 2.89																\$ -	\$ 2.89
TOTAL PROJECTS	\$ 8.60	\$ 4.69	\$ 11.25	\$ 7.86	\$ 7.86	\$ 127.15	\$ 64.95	\$ 41.25	\$ 29.10	\$ 25.80	\$ 22.55	\$ 80.30	\$ 92.50	\$ 22.60	\$ 46.00	\$ 49.00		\$ 474.05	\$ 644.46

BOND REFERENDA AMOUNTS	2018 \$ 103.72	2020 \$ 59.90	2022 \$ 172.70	2024 \$ 30.70	2026 \$ 98.00 ***
------------------------	-------------------	------------------	-------------------	------------------	----------------------

Debt Service Ratio Target ≤9.8%	FY 2019	FY 2020	FY 2021	FY 2022	FY 2023	FY 2024	FY 2025	FY 2026	FY 2027	FY 2028	Total
Debt Service Ratio – APS	9.28%	9.59%	9.79%	9.45%	9.19%	9.02%	9.69%	10.18%	10.31%	9.72%	
Annual Bond Issuance	\$ 64.95	\$ 41.25	\$ 29.10	\$ 25.80	\$ 22.55	\$ 80.30	\$ 92.50	\$ 22.60	\$ 46.00	\$ 49.00	\$ 474.1
Annual APS Debt Service Increase		\$ 2.16	\$ 1.98	(\$ 0.86)	(\$ 0.28)	\$ 0.21	\$ 6.08	\$ 4.99	\$ 2.59	(\$ 2.74)	\$ 14.1


* Bonds for Stratford and Wilson being sold in FY 2019 are from previous bond referenda.

** The Career Center/Arlington Tech project funding was \$12.75 million in the FY17-26 CIP. Of that amount, it is estimated that \$4.54 million will have been used over the summers of 2017 and 2018 for internal modifications generating 350 seats. The remaining \$8.21 million along with the new funding in the FY19-28 CIP will be used to provide the 250 additional seats needed for Arlington Tech.

*** The 2026 bond referendum amount includes an additional \$3 million for the New ES project that would be sold in FY 2029 (not shown in this chart).

High School at Career Center Site

Full Build Out



Development	Seats	Total Cost Estimate 2019 Dollars (Millions)		Description
		Low	High	
<i>In Superintendent's CIP</i>				
800+ seats Per CCWG Charge	800	\$102.50	\$105.10	<ul style="list-style-type: none"> • New building 172,000 sq. ft., including general classrooms, specialty shops and multi-purpose gymnasium/assembly/performance space, expanded cafeteria, library/media center, black box theater • Renovation of existing building 50,000 sq. ft.
<i>Additional Funding Needed</i>				
Field and parking garage	0	\$31.80	\$35.00	New multi-use field on top of 500 structured parking spaces below grade
Performing arts facility addition	0	\$7.40	\$8.50	
Swimming pool addition	0	\$24.30	\$27.90	
Demolish Henry and replace seats at another site	-468	\$5.80	\$6.80	Demolition of Henry and construction of multi-use field
	725 to 750	\$54.60	\$64.30	New elementary school with structured parking below
Total		\$226.40	\$247.60	

Notes


(1) All amounts are in 2019 dollars – 4% per year compounded escalation must be added based on planned project completion date to arrive at final estimated cost.

(2) Total project cost includes costs for construction, design/project management/other professional services fees, commissioning, utility services, permitting, furniture, equipment (including technology), moving, legal expenses, project contingencies, and APS staff.

Source

APS, Facilities & Operations Department. Data is as of May 2, 2018

Example for Discussion Purposes Only: Full Build-Out of CC Site for 4th HS – Earliest Possible



EXAMPLE FOR DISCUSSION PURPOSES ONLY:
WHAT DOES IT LOOK LIKE WHEN WE DO THE FULL BUILD-OUT OF CAREER CENTER SITE FOR 4TH HIGH SCHOOL THE EARLIEST POSSIBLE?

FULL BUILD-OUT OF CC SITE FOR 4TH HS SOONEST


Project Description	OTHER FUNDING SOURCES					BOND FUNDING											TOTAL BOND FUNDING	TOTAL PROJECT COST
	Operating	MC/MM (not bonds)	Capital Reserve	Joint Fund		Previous Bond Funding	FY 2019	FY 2020	FY 2021	FY 2022	FY 2023	FY 2024	FY 2025	FY 2026	FY 2027	FY 2028		
				APS	ArlCo		Fall 2018	Fall 2019	Fall 2020	Fall 2021	Fall 2022	Fall 2023	Fall 2024	Fall 2025	Fall 2026	Fall 2027		
Stratford (1,000 seats in 2019) *	\$ 0.80		\$ 0.25	\$ 2.11	\$ 2.11	\$ 22.25	\$ 9.03										\$ 9.03	\$ 36.55
Wilson (114 seats in 2019) *	\$ 1.90		\$ 7.00	\$ 3.00	\$ 3.00	\$ 82.90	\$ 3.00										\$ 3.00	\$ 100.80
Major Infrastructure Projects (bond-funded MC/MM)							\$ 7.20	\$ 7.40	\$ 7.60	\$ 7.80	\$ 8.00	\$ 8.20	\$ 8.40	\$ 8.60	\$ 8.80	\$ 9.00	\$ 81.00	\$ 81.00
Reed - Expanded (725 seats in 2021)	\$ 1.25		\$ 4.00	\$ 2.75	\$ 2.75		\$24.10	\$17.75	\$2.40								\$ 44.25	\$ 55.00
Career Ctr/Arl Tech (FY17-26 project; 250 seats in 2021) **	\$ 0.75					\$ 12.00	\$ 1.00	\$ -	\$ 5.00								\$ 6.00	\$ 18.75
Career Center 800 seat Addition (2023)	\$ 1.30					\$ 6.00	\$2.50	\$9.20	\$48.10	\$51.70	\$4.20						\$ 115.70	\$ 123.00
Career Center Field and Parking (2023)							\$2.80	\$3.10	\$16.00	\$17.20	\$1.80						\$ 40.90	\$ 40.90
Career Center Performing Arts Facility & Pool (2023)							\$2.90	\$3.20	\$16.60	\$17.90	\$1.90						\$ 42.50	\$ 42.50
Career Center - demolish Henry; build multi-use field (2027)												\$0.60	\$2.20	\$5.90	\$0.60		\$ 9.30	\$ 9.30
Career Center - replace Henry seats with new ES (2028)	\$ 1.30								\$5.90	\$6.30	\$33.40	\$35.50	\$2.50				\$ 83.30	\$ 84.60
Education Center (500-600 seats in 2021)	\$ 0.75				\$ 4.00		\$ 16.00	\$ 14.10	\$ 2.15								\$ 32.25	\$ 37.00
MS: Renovation/Addition Location TBD (300 seats in 2023)	\$ 0.55						\$1.90	\$2.00	\$10.60	\$11.30	\$0.65						\$ 26.45	\$ 27.00
New ES w/Parking below (725-750 seats in 2029)	\$ 1.30												6.6	\$ 7.10	\$ 37.20	\$ 40.00	\$ 90.90	\$ 95.20
Transportation Staff Facility Renovation							\$ 2.10	\$ -									\$ 2.10	\$ 2.10
Drew Model School refresh (summer 2019)		\$ 0.95															\$ -	\$ 0.95
Patrick Henry building refresh (summer 2019)		\$ 0.85															\$ -	\$ 0.85
Field conversions to synthetic turf (APS share)							\$ 0.62		\$ 1.35								\$ 1.97	\$ 1.97
Turf field replacements (APS share)		\$ 2.89															\$ -	\$ 2.89
TOTAL PROJECTS	\$ 9.90	\$ 4.69	\$ 11.25	\$ 7.86	\$ 7.86	\$ 127.15	\$ 73.15	\$ 56.75	\$ 109.80	\$ 111.80	\$ 22.85	\$ 41.90	\$ 52.70	\$ 24.10	\$ 46.60	\$ 49.00	\$ 588.65	\$ 760.36

BOND REFERENDA AMOUNTS	2018	2020	2022	2024	2026
	\$ 127.42	\$ 226.90	\$ 96.60	\$ 30.70	\$ 98.00 ***

Debt Service Ratio Target ≤9.8%	FY 2019	FY 2020	FY 2021	FY 2022	FY 2023	FY 2024	FY 2025	FY 2026	FY 2027	FY 2028	Total
Debt Service Ratio -- APS	9.28%	9.72%	10.16%	11.03%	11.99%	11.68%	11.68%	11.51%	11.60%	10.96%	
Annual Bond Issuance	\$ 73.15	\$ 56.75	\$ 109.80	\$ 111.80	\$ 22.85	\$ 41.90	\$ 52.70	\$ 24.10	\$ 46.60	\$ 49.00	\$588.7
Annual APS Debt Service Increase		\$2.98	\$3.51	\$7.16	\$8.06	(\$0.24)	\$1.76	\$0.63	\$2.46	(\$2.97)	\$23.4

* Bonds for Stratford and Wilson being sold in FY 2019 are from previous bond referenda.
 ** The Career Center/Arlington Tech project funding was \$12.75M in the FY17-26 CIP. Of that amount, it is estimated that \$4.54M will have been used over the summers of 2017 and 2018 for internal modifications generating 350 seats. The remaining \$8.21M along with the \$6M in new funding in the FY19-28 CIP will be used to provide the 250 additional seats needed for Arlington Tech.
 *** The 2026 bond referendum amount includes an additional \$3M for the New ES project (not shown in this chart).

Example for Discussion Purposes Only: Full Build-Out of CC Site for 4th HS – Earliest Possible within Debt Capacity



EXAMPLE FOR DISCUSSION PURPOSES ONLY:
WHAT DO WE HAVE TO GIVE UP TO DO THE FULL BUILD-OUT OF CAREER CENTER SITE FOR 4TH HIGH SCHOOL WITHIN DEBT CAPACITY?

Project Description	OTHER FUNDING SOURCES					BOND FUNDING											TOTAL BOND FUNDING	TOTAL PROJECT COST
	Operating	MC/MM (not bonds)	Capital Reserve	Joint Fund		Previous Bond Funding	FY 2019	FY 2020	FY 2021	FY 2022	FY 2023	FY 2024	FY 2025	FY 2026	FY 2027	FY 2028		
Seats Available in				APS	AriCo		Fall 2018	Fall 2019	Fall 2020	Fall 2021	Fall 2022	Fall 2023	Fall 2024	Fall 2025	Fall 2026	Fall 2027		
Stratford (1,000 seats in 2019) *	\$ 0.80		\$ 0.25	\$ 2.11	\$ 2.11	\$ 22.25	\$ 9.03										\$ 9.03	\$ 36.55
Wilson (114 seats in 2019) *	\$ 1.90		\$ 7.00	\$ 3.00	\$ 3.00	\$ 82.90	\$ 3.00										\$ 3.00	\$ 100.80
Major Infrastructure Projects (bond-funded MC/MM)											\$ 8.00	\$ 8.20	\$ 8.40	\$ 2.00	\$ 8.80	\$ 9.00	\$ 44.40	\$ 44.40
Reed - Expanded (725 seats in 2021)	\$ 1.25		\$ 4.00	\$ 2.75	\$ 2.75												\$ -	\$ 10.75
Career Ctr/Arl Tech (FY17-26 project; 250 seats in 2021) **	\$ 0.75					\$ 12.00											\$ -	\$ 12.75
Career Center 800 seat Addition (2023)	\$ 1.30					\$ 6.00	\$ 2.50	\$ 9.20	\$ 48.10	\$ 51.70	\$ 4.20						\$ 115.70	\$ 123.00
Career Center Field and Parking (2023)							\$ 2.80	\$ 3.10	\$ 16.00	\$ 17.20	\$ 1.80						\$ 40.90	\$ 40.90
Career Center Performing Arts Facility & Pool (2023)							\$ 2.90	\$ 3.20	\$ 16.60	\$ 17.90	\$ 1.90						\$ 42.50	\$ 42.50
Career Center - demolish Henry; build multi-use field (2028)														\$ 2.30	\$ 6.10	\$ 0.60	\$ 9.00	\$ 9.70
Career Center - replace Henry seats with new ES (2027)	\$ 1.30									\$ 6.10	\$ 6.60	\$ 34.40	\$ 37.00	\$ 2.60			\$ 86.70	\$ 88.00
Education Center (500-600 seats in 2021)	\$ 0.75					\$ 4.00											\$ -	\$ 4.75
MS: Renovation/Addition Location TBD (300 seats in 2023)	\$ 0.55																\$ -	\$ 0.55
New ES w/Parking below (725-750 seats in 2029)	\$ 1.30												6.6	\$ 7.10	\$ 37.20	\$ 40.00	\$ 90.90	\$ 95.20
Transportation Staff Facility Renovation								\$ -									\$ -	\$ -
Drew Model School refresh (summer 2019)		\$ 0.95															\$ -	\$ 0.95
Patrick Henry building refresh (summer 2019)		\$ 0.85															\$ -	\$ 0.85
Field conversions to synthetic turf (APS share)																	\$ -	\$ -
Turf field replacements (APS share)		\$ 2.89															\$ -	\$ 2.89
TOTAL PROJECTS	\$ 9.90	\$ 4.69	\$ 11.25	\$ 7.86	\$ 7.86	\$ 127.15	\$ 20.23	\$ 15.50	\$ 80.70	\$ 86.80	\$ 22.00	\$ 14.80	\$ 49.40	\$ 48.40	\$ 54.70	\$ 49.60	\$ 442.13	\$ 614.54

BOND REFERENDA AMOUNTS	2018	2020	2022	2024	2026
	\$ 23.70	\$ 175.40	\$ 28.90	\$ 107.80	\$ 98.00 ***

Debt Service Ratio Target ≤9.8%	FY 2019	FY 2020	FY 2021	FY 2022	FY 2023	FY 2024	FY 2025	FY 2026	FY 2027	FY 2028	Total
Debt Service Ratio -- APS	9.28%	8.89%	8.71%	9.20%	9.87%	9.66%	9.36%	9.27%	9.80%	9.35%	
Annual Bond Issuance	\$ 20.23	\$ 15.50	\$ 80.70	\$ 86.80	\$ 22.00	\$ 14.80	\$ 49.40	\$ 48.40	\$ 54.70	\$ 49.60	\$ 442.1
Annual APS Debt Service Increase		(\$2.31)	(\$0.48)	\$4.48	\$5.87	\$0.05	(\$0.57)	\$0.74	\$5.34	(\$1.77)	\$11.3

* Bonds for Stratford and Wilson being sold in FY 2019 are from previous bond referenda.

** The Career Center/Arlington Tech project funding was \$12.75M in the FY17-26 CIP. Of that amount, it is estimated that \$4.54M will have been used over the summers of 2017 and 2018 for internal modifications generating 350 seats. The remaining \$8.21M along with the \$6M in new funding in the FY19-28 CIP will be used to provide the 250 additional seats needed for Arlington Tech.

*** The 2024 bond referendum amount includes an additional \$0.7M for the CC project to demolish Henry and build a multi-use field and the 2026 bond referendum amount includes an additional \$3M for the New ES project (not shown in this chart).

Next Steps


Requests for Work Session #3

Community Engagement Update and CIP Timeline



Learn More about the CIP

in person and online



Community Information Sessions

- **ADDED** - May 14 at Washington-Lee
- May 16 at Reed
- May 30 at Career Center

CIP Timeline



Status	Date	Schedule for the CIP
✓	April 17	Career Center Working Group, Joint Work Session with County Board
✓	April 19	Monitoring Item
✓	April 24	Work Session #1
✓	May 3	Supt's Proposed FY19-28 CIP
✓	May 7	Work Session #2
	May 14	ADDED - Community Outreach - CIP Information Session at Washington-Lee
	May 15	Work Session #3
	May 16	Community Outreach - CIP Information Session at Reed
	May 22	Work Session #4
	May 29	Joint Work Session with County Board
	May 30	Community Outreach: CIP Information Session at Career Center
	June 7	School Board's Proposed FY19-28 CIP
	June 12	Work Session #5 (if needed)
	June 21	School Board adopts final FY19-28 CIP
	July	County Board adopts final FY 19-28 CIP (includes schools)
	Nov. 6	2018 Bond referendum