



Education Center Instructional Focus

Community Questionnaire, Oct. 18—Nov. 1, 2017

Survey Metrics

Date Metrics

Start Date	18-Oct-17
End Date	30-Jun-18

Deployment Metrics

Sent	0
Delivered	0
Bounced	0

Response Metrics




Completed	494
Unique Access Rate	0.00%
Incomplete	0
Incomplete Incl. in Report	0

Properties and Filters





Language **All**

Bar Graph Report

Q1 Are you an Arlington resident?

Answer	Responses	Percentage	
Yes	477	96.56%	
No	11	2.23%	
(Did not answer)	6	1.21%	
Total Responses		494	

Q2 Please identify your connection to Arlington Public Schools (APS). Select all that apply:

Answer	Responses	Percentage	
I am the parent or guardian of a child(ren) not yet in PreK.	63	12.75%	
I am the parent or guardian of a PreK student in APS.	17	3.44%	
I am the parent or guardian of an elementary student in APS.	254	51.42%	
I am the parent or guardian of a middle school student in APS.	178	36.03%	

Need Help?

I am the parent or guardian of a high school student in APS.	142	28.74%	
I am an Arlington parent or guardian whose school-age child(ren) does not attend school in APS.	16	3.24%	
I am an Arlington resident without school-age children.	31	6.28%	
APS Student	5	1.01%	
APS Teacher/Instructional Staff	41	8.30%	
APS Administrator or supervisor (school-based or central office)	1	0.20%	
Other APS Staff	10	2.02%	
Other community member (not listed above)	12	2.43%	
(Did not answer)	3	0.61%	
Total Responses	773		

Multiple answers per participant possible. Percentages added may exceed 100 since a participant may select more than one answer for this question.

Q 3

If we were to implement a Creative and Performing Arts program at the Education Center site, please indicate on a scale of 1-4, with 1 being not at all interested to 4 being very interested, your level of interest in that program.

Answer	Responses	Value	Percentage
4	98	4	19.84%
3	78	3	15.79%
2	112	2	22.67%
1	197	1	39.88%
Did Not answer	9	NULL	1.82%
Total Responses	494	Weighted Score	2.16

Q 4 What would the benefits be to a Creative and Performing Arts program at the Education Center?

[Click here to read responses](#)

Q 5 What would the concerns be around a Creative and Performing Arts program at the Education Center?

[Click here to read responses](#)

Q 6 Please share any other comments on this instructional option.

[Need Help?](#)

[Click here to read responses](#)

Q 7

If we were to implement an Early College program at the Education Center site, please indicate on a scale of 1-4, with 1 being not at all interested to 4 being very interested, your level of interest in that program.

Answer	Responses	Value	Percentage	
4	85	4	17.21%	
3	99	3	20.04%	
2	120	2	24.29%	
1	179	1	36.23%	
Did Not answer	11	NULL	2.23%	
Total Responses	494	Weighted Score 2.19		

Q 8 What would the benefits be to an Early College program at the Education Center?

[Click here to read responses](#)

Q 9 What would the concerns be around an Early College program at the Education Center?

[Click here to read responses](#)

Q 10 Please share any other comments on this instructional option.

[Click here to read responses](#)

Q 11

If we were to implement a STEAM program at the Education Center site, please indicate on a scale of 1-4, with 1 being not at all interested to 4 being very interested, your level of interest in that program.

Answer	Responses	Value	Percentage	
4	158	4	31.98%	
3	115	3	23.28%	
2	94	2	19.03%	
1	110	1	22.27%	
Did Not answer	17	NULL	3.44%	
Total Responses	494	Weighted Score 2.67		

Need Help?

A Q 12 What would the benefits be to a STEAM program at the Education Center?

[Click here to read responses](#)

A Q 13 What would the concerns be around a STEAM program at the Education Center?

[Click here to read responses](#)

A Q 14 Please share any other comments on this instructional option.

[Click here to read responses](#)

A Q 15

If we were to implement an Expansion of Washington-Lee, to include additional IB (International Baccalaureate) seats at the Education Center site, please indicate on a scale of 1-4, with 1 being not at all interested to 4 being very interested, your level of interest in that program.

Answer	Responses	Value	Percentage	
4	207	4	41.90%	
3	105	3	21.26%	
2	62	2	12.55%	
1	110	1	22.27%	
Did Not answer	10	NULL	2.02%	
				20% 40% 60% 80% 100%
Total Responses	494	Weighted Score 2.85		

A Q 16 What would the benefits be to an Expansion of Washington-Lee, to include additional IB (International Baccalaureate) seats at the Education Center site?

[Click here to read responses](#)

A Q 17 What would the concerns be around the Expansion of Washington-Lee, to include additional IB (International Baccalaureate) seats at the Education Center site?

[Click here to read responses](#)

A Q 18 Please share any other comments on this instructional option.

[Click here to read responses](#)

A Q 19 Please provide any further information you would like Arlington Public Schools to consider.

[Click here to read responses](#)

Percentage values may exceed 100% because of rounding errors.

[Need Help?](#)

Need Help?