



Smart Routes, Smart Choices

Advisory Committee on Transportation Choices



ARLINGTON
VIRGINIA



Arlington
Public
Schools

March 2017

Agenda



- Welcome & Introductions
- ACTC – Purpose and Charge
- APS Go!
- JCTC Work Program Areas
 - SRTS, Walk Zones, County Projects
 - Transit
 - APS Champions
- Discovery ES Case Study
- Discussion



Mission, Functions, and Scope

- The Mission of the ACTC is to advise the JCTC on strategies and plans of action that will develop and promote transportation choice for APS students, families and staff.
- The ACTC will review and advise the JCTC on annual goals for joint collaboration.
- Advise the JCTC on plans for new and improved services.
- Monitor JCTC activities.
- Communicate and engage schools and community stakeholders on these efforts.
- Report to the County Board and School Board on an annual basis on progress in achieving the JCTC's goals.

- **Arlington Master Transportation Plan**
 - <https://projects.arlingtonva.us/plans-studies/transportation/master-transportation-plan/>
- **Arlington Transit Development Plan**
 - <https://projects.arlingtonva.us/plans-studies/transportation/transit-development-plan/>
- **APS Go! Report and Surveys**
 - <https://www.apsva.us/aps-go/>
- **MMTSSSC Report**
 - <http://www.apsva.us/wp-content/uploads/2016/07/MMTSSSC-2014-Report-Final.pdf>



APS Go! Goals

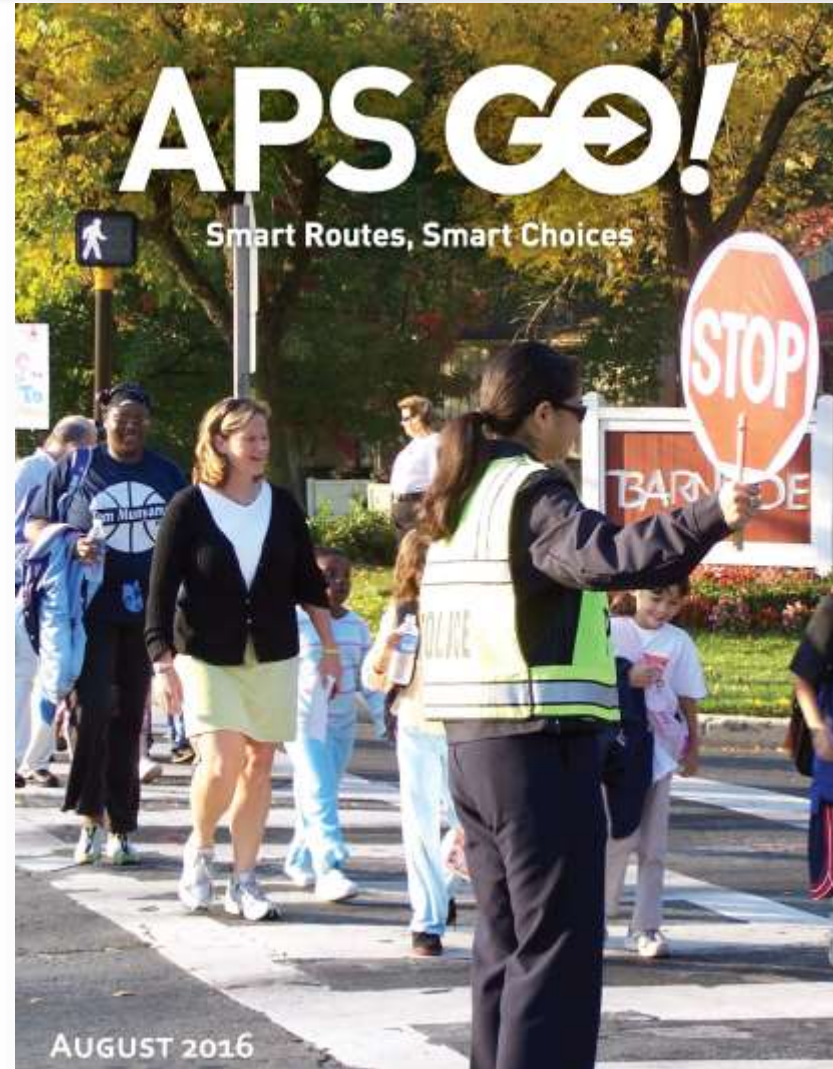


- Expand viable travel options for students, faculty & staff.
- Expand County/APS coordination on activities and outreach to support sustainable travel.
- Increase rates of walking, biking, carpool and transit use by students, faculty and staff at all schools, while reducing private vehicle use.

APS Go! Surveys



- 2016 Surveys part of APS GO!
- Second time surveys have been administered division-wide since 2013
- Report and 2013 survey results available online:
www.apsva.us/aps-go/
- Next surveys will be done in 2019



APS Go! Surveys



Survey	Respondents	Notes
Student Travel Tally	Students in grades K-10	<ul style="list-style-type: none"> • Conducted October 17-November 4 • Classroom show-of-hands survey conducted by PE teachers
Parent Survey	Parents with children in grades PreK-10	<ul style="list-style-type: none"> • Conducted October 17-November 23 • Available in English and Spanish and paper and online • Advertised in School Talk and social media
11th and 12th Grade Survey	Students in grades 11-12	<ul style="list-style-type: none"> • Conducted October 11-14 • Distributed to students in selected classrooms at Washington-Lee, Yorktown, Wakefield, Career Center, and H-B Woodlawn • Available in English and Spanish; 11th grade online, 12th grade paper
Staff Survey	Staff members from all staff categories	<ul style="list-style-type: none"> • Conducted October 24-November 23 • Distributed by principals and department heads • Available in English and Spanish and paper and online

Student Travel Tally

- Slight increase in students walking and taking transit
- Slight decrease in students being driven

Parent Survey

- 6% increase in students walking
- Slight decrease in students riding school bus and being driven

11th and 12th Grade Survey

- 7% decrease in students driving alone
- 5% decrease in students being driven by parents

Staff

- 5% decline in driving
- Slight increases in walking, bicycling, carpooling, and public transit



Student / Parent Survey Findings



Mode by School Type (Elementary, Middle, and High)

- 13% of middle school students usually driven by parent/guardian, down from 25% in 2013
- 32% of middle school students usually walk, up from 22% in 2013.

Barriers to Walking and Bicycling

- 42% of middle school parents and 52% of 9th and 10th grade parents selected **heavy, bulky items to carry** as barrier



Barriers to Green Transportation Options

- 41% of staff selected **need car for travel before/after work** as barrier to riding public transit to/from work.
- 37% of staff selected **need car for travel before/after work** as barrier to walking and biking

APS Green Transportation Benefits

- 46% of staff members aware of free **Capital Bikeshare** membership; 23% utilized
- 38% of staff members aware of public **transit subsidy**; 30% utilized



Key Takeaways



Student Travel

- Modest decline in students being driven and modest increase in walking and biking since 2013
- **Bus pick-up and drop-off times and heavy, bulky items to carry** are key barriers to school bus ridership and walking for middle and high school students

Staff Travel

- 5% decline in driving since 2013.
- **Needing a car for travel before and after work is a key barrier**

JCTC Work Program Areas



Year 1 Work Program



- Expand coordination between APS school bus transportation & Arlington Transit (ART, STAR, Metro) on service planning including walk-zones, routes & stops
- Expand student **iRIDE** availability & extend eligibility to elementary school students
- Expand APS-wide walk/bike education program
- Implement carpool/vanpool priority program
- Establish multimodal information center at each school

Safe Routes to School

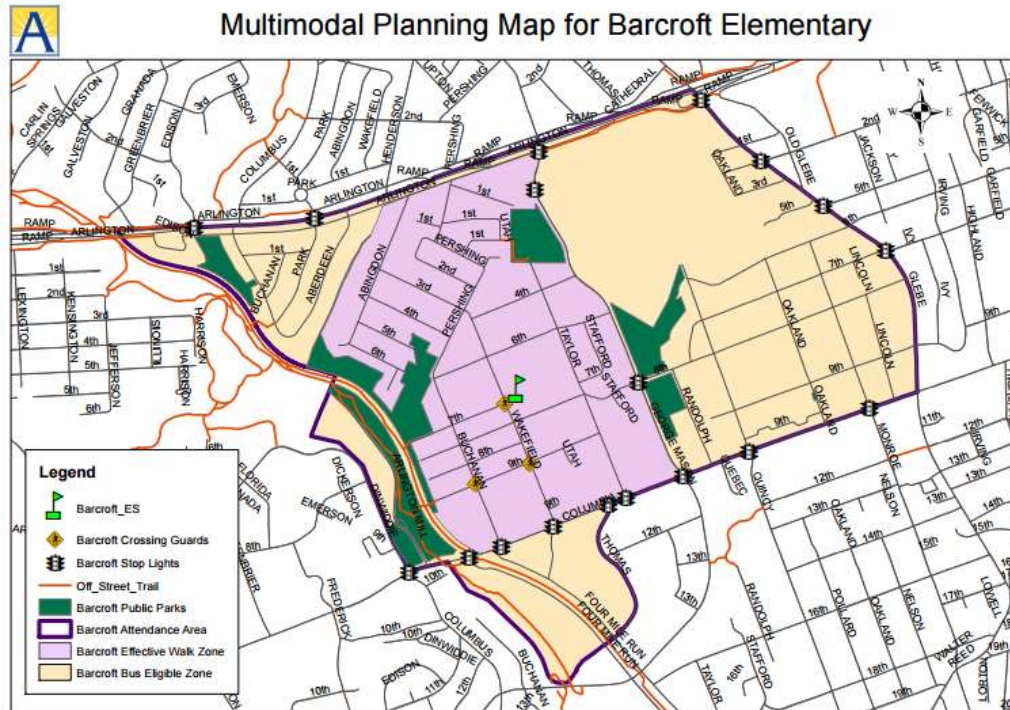


- Student travel tallies
- Pedestrian & bicycle safety education in schools
- Walk & Bike to School Day events and celebrations
- Crossing Guard Appreciation Day
- Evaluation of student arrival & dismissal procedures and walking/biking conditions at your school
- Working with APS and/or Arlington County on infrastructure concerns and requests for pedestrian access improvements on or near school grounds

Walk Zone Work Group



- Collaborative team of APS and County staff.
- Identify considerations to be used for defining walk zones.
- Review and verify existing walk zones and adjust as necessary.
- Update maps for start of school 2017-18.





Complete Streets

- Projects near schools work with SRTS coordinator to improve safety.

Operations

- Evaluate signage and marking on street, such as crosswalks to improve safety.
- Increased school level control of crossing beacons near schools.



Bus Routing

- Coordination between APS and ART bus routes and scheduling

Bus Fares

- Expand eligibility of iRide cards

Bell Times

- Review to increase routing efficiency

Arlington Transportation Partners



- **ATP** is primarily staff focused and complements **SRTS** and **APS Go!** efforts
- 41% increase in ART **iRIDE** trips May 2015 to May 2016, with 46,908 trips during that time period (3,909 monthly average).
- 15 schools enrolled in **Arlington Transportation Partners Champions Program** for 2016-17 school year.
- 266% increase in staff participation in **APS TDM** (Transportation Demand Management) **Motor Free subsidy** since extended to all staff.
- 259 **Capital Bikeshare** new members since it was made free to APS staff in September 2016.

Discovery ES Case Study



ARLINGTON PUBLIC SCHOOLS
DISCOVERY ELEMENTARY
EXPLORERS



**Sustainable Design Invites
Sustainable Practices**

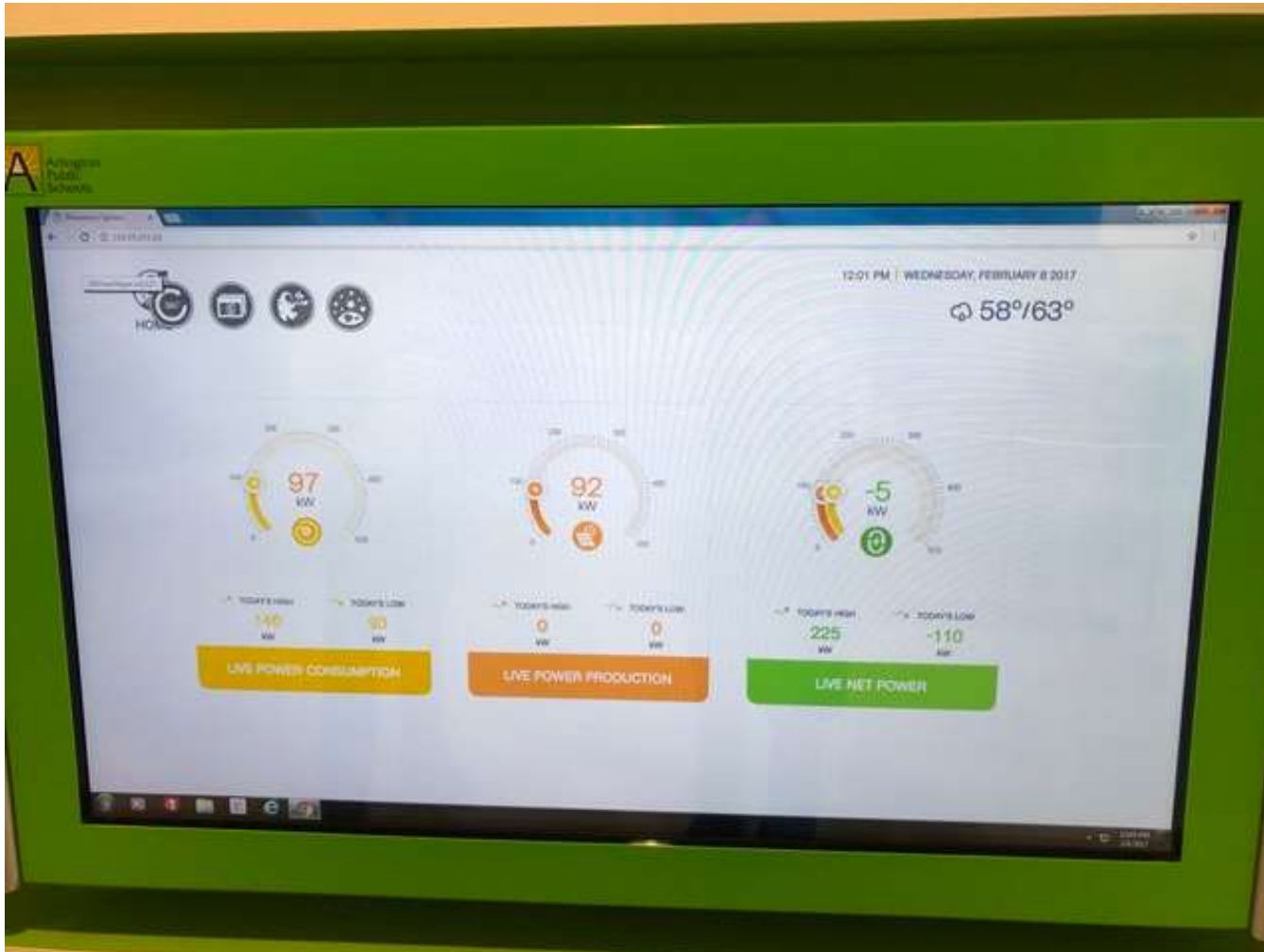


Eco-Action Team





Energy Dashboard





Electric School Bus





Authentic Learning





Discussion



Advisory Committee on Transportation Choices



March 2017