























Community Feedback: School Options

Arlington Public Schools
FINAL March 29, 2017

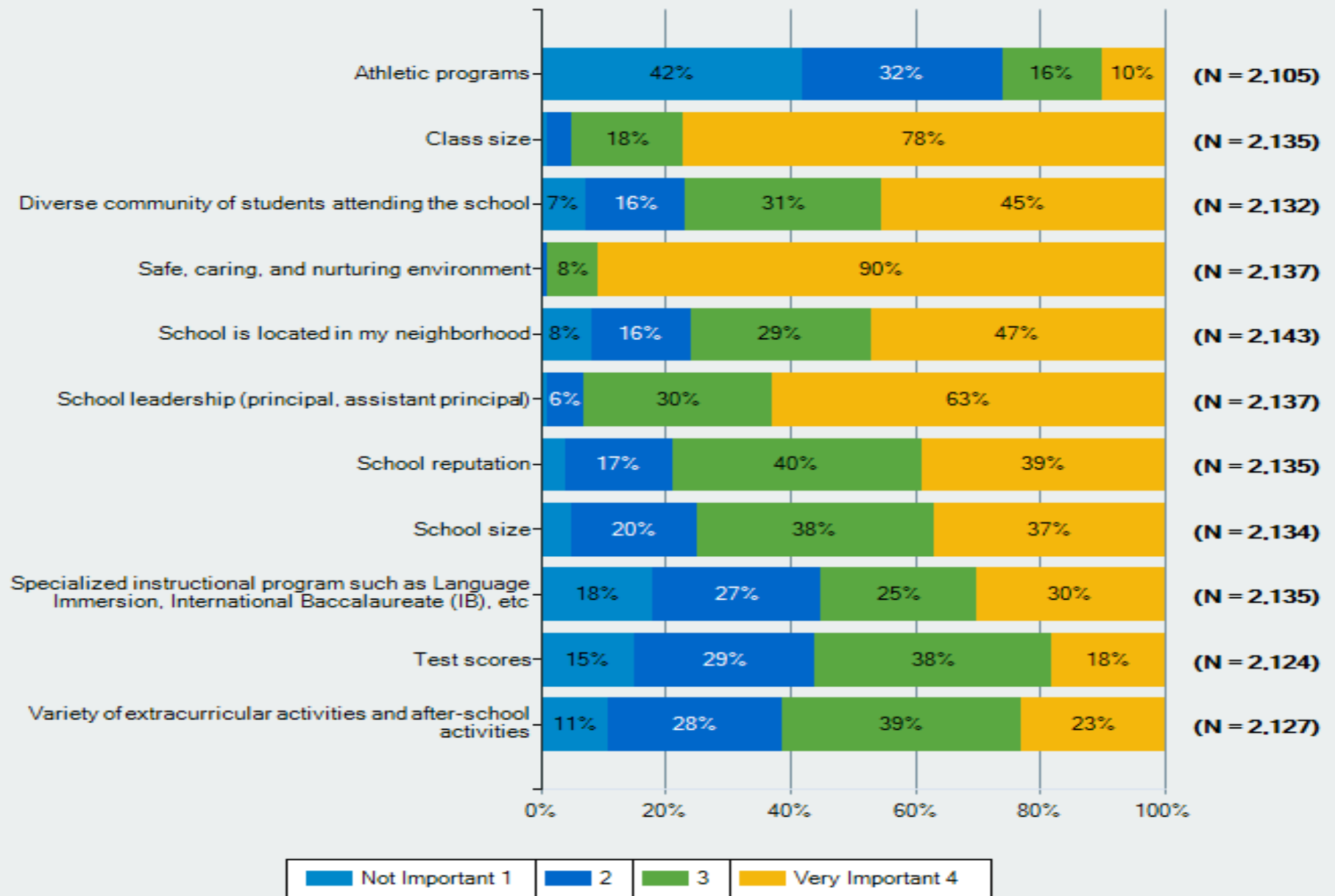


Q1. Are you an Arlington resident?			
Responses	Responses	%	Percentage of total respondents
Yes	2203	95.87%	
No	95	4.13%	
(Did not answer)	0	0%	
Total Responses	2298		

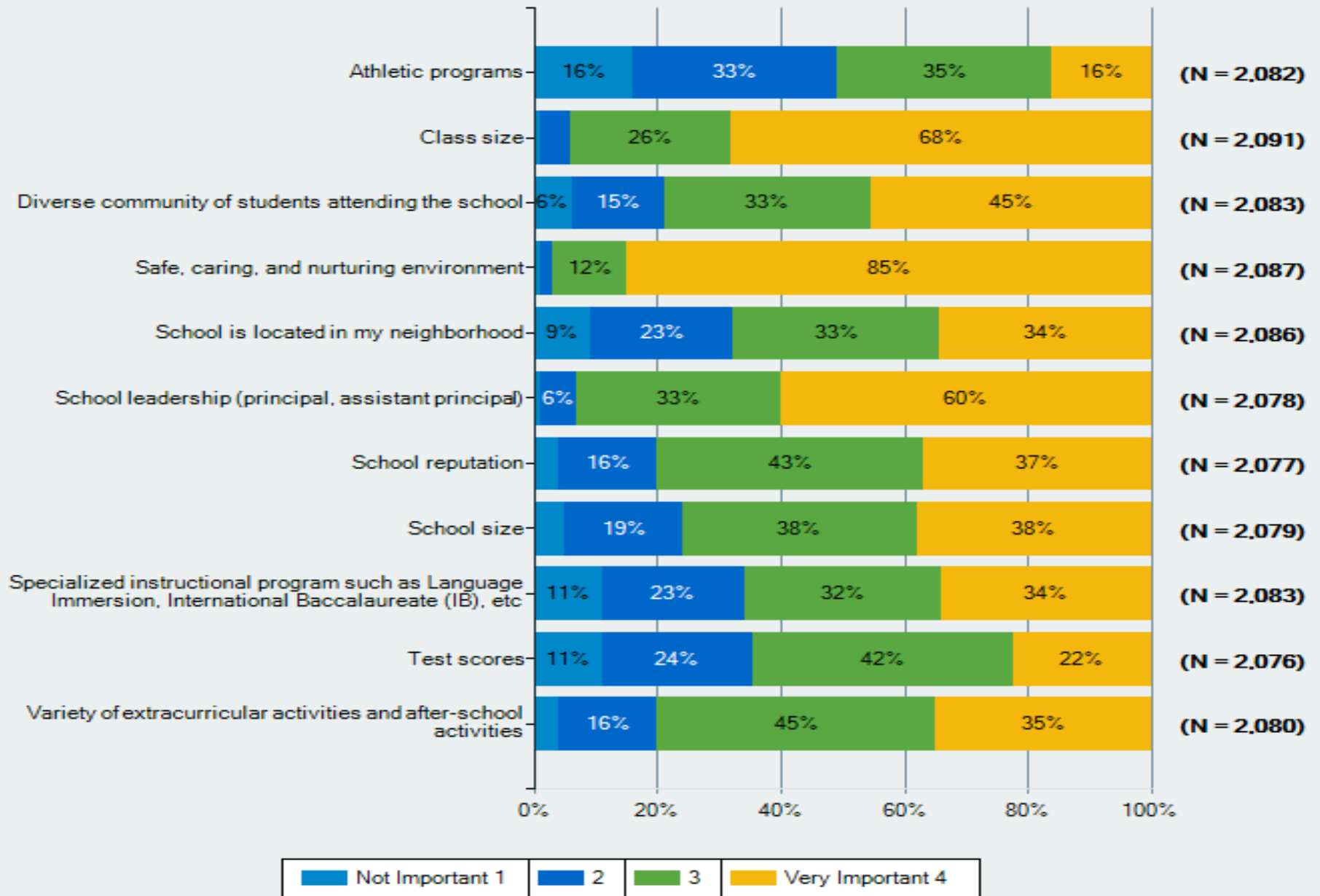
Q2. Please identify your connection to Arlington Public Schools (APS). Select all that apply:			
Responses	Responses	%	Percentage of total respondents
I am the parent or guardian of a child(ren) not yet in PreK.	464	20.19%	
I am the parent or guardian of a PreK student in APS.	155	6.74%	
I am the parent or guardian of an elementary student in APS.	1262	54.92%	
I am the parent or guardian of a middle school student in APS.	538	23.41%	
I am the parent or guardian of a high school student in APS.	413	17.97%	
I am an Arlington parent or guardian whose school-age child(ren) does not attend school in APS.	56	2.44%	
I am an Arlington resident without school-age children.	176	7.66%	
Other (Please specify)	130	5.66%	
(Did not answer)	95	4.13%	
Total Responses	3289		
Multiple answers per participant possible. Percentages added may exceed 100 since a participant may select more than one answer for this question.			

Q3. You indicated that you have a school-age child(ren) who does (do) not attend APS. What is the primary reason your child(ren) does (do) not attend APS?			
Responses	Responses	%	Percentage of total respondents
My neighborhood school did not meet my expectations	17	0.74%	
I prefer to send my child(ren) to a parochial school	7	0.30%	
I prefer to send my child(ren) to private school	9	0.39%	
I prefer to home school my child(ren)	1	0.04%	
My neighborhood school is too far away	1	0.04%	
My child(ren) did not get in to the school of my choice	2	0.09%	
Other (Please specify)	19	0.83%	
(Did not answer)	2242	97.56%	
Total Responses	2298		

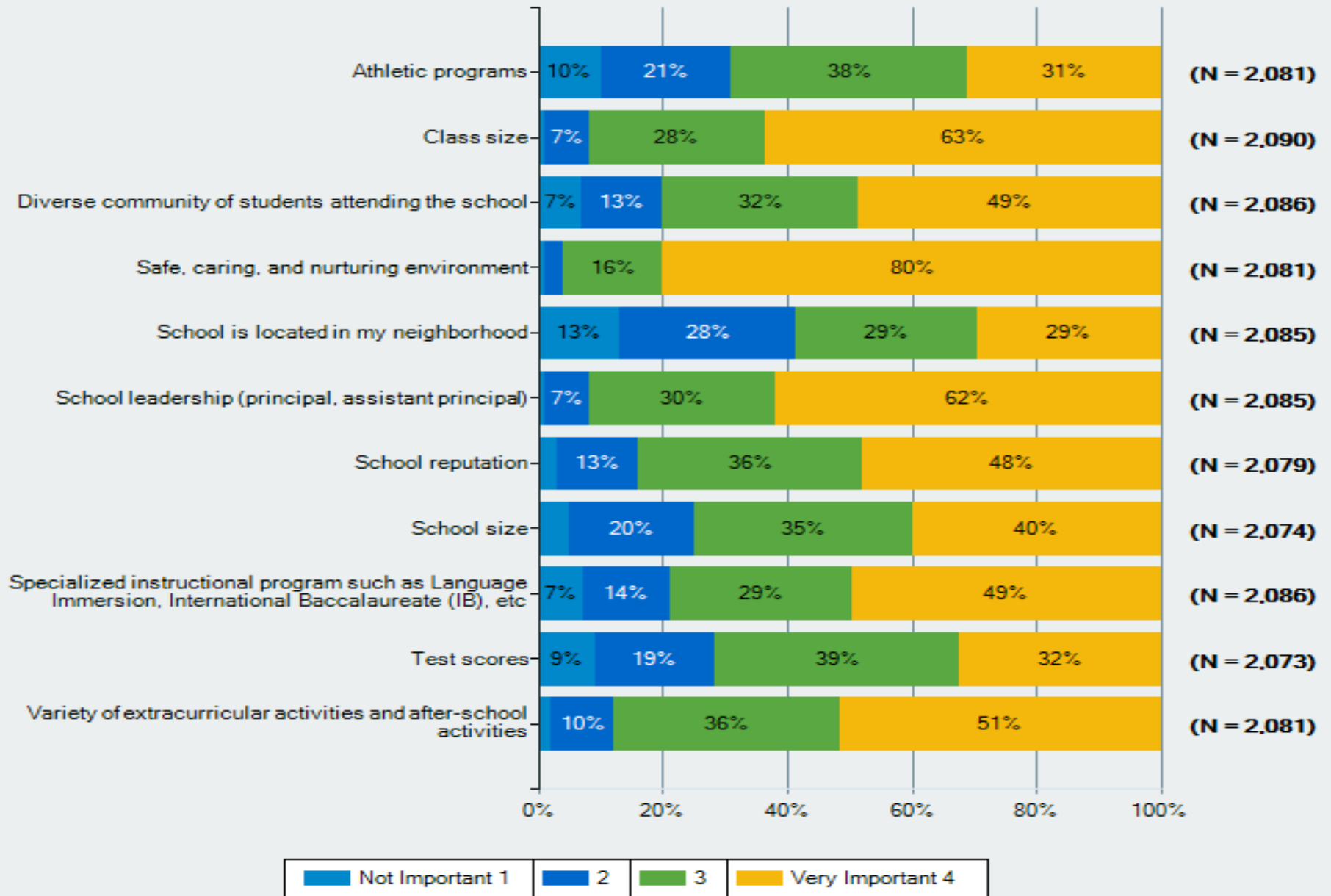
4. On a scale of 1-4, with 1 being not important and 4 being very important, how important are each of the following characteristics when deciding on your child's elementary school:



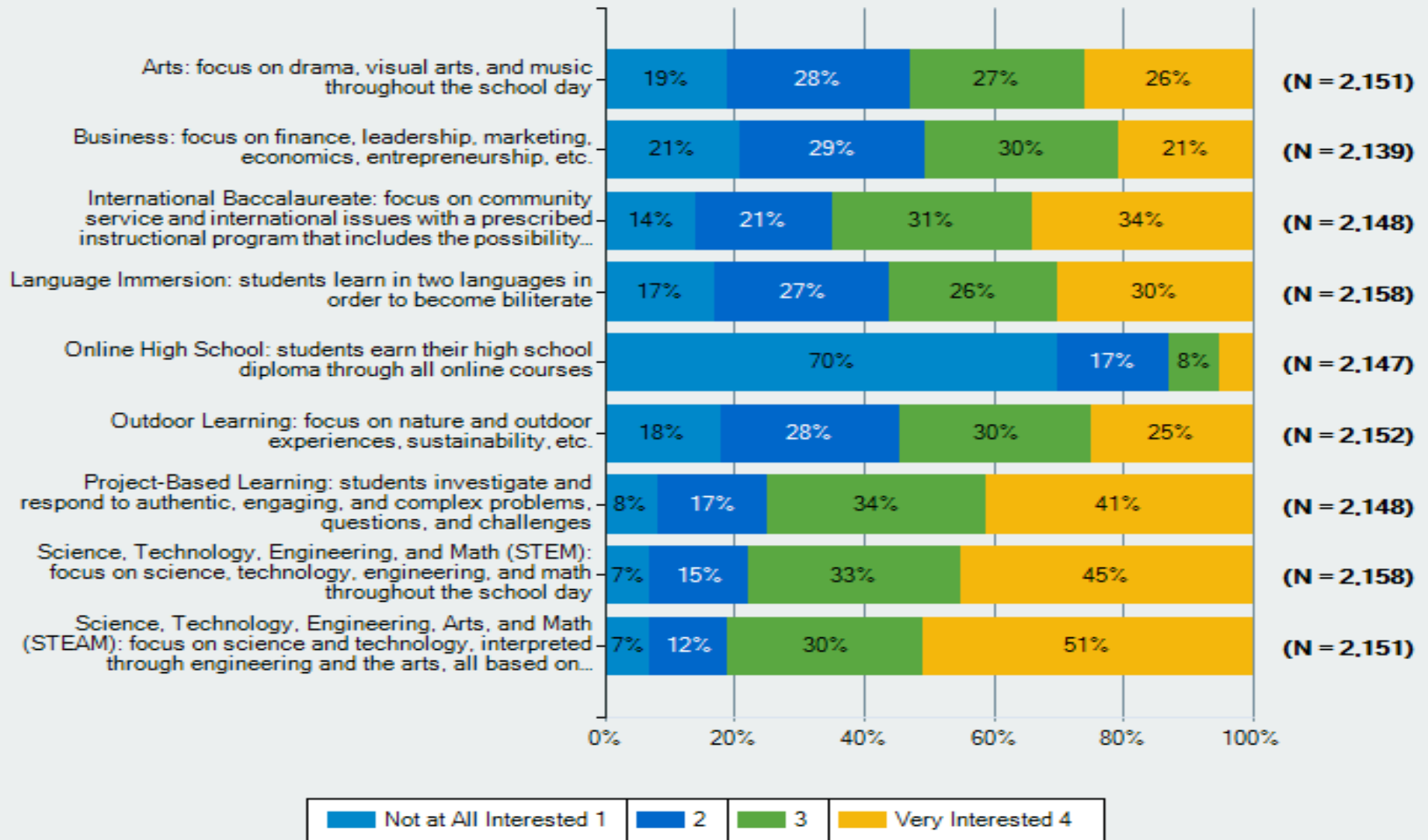
6. On a scale of 1-4, with 1 being not important and 4 being very important, how important are each of the following characteristics when deciding on your child's middle school:



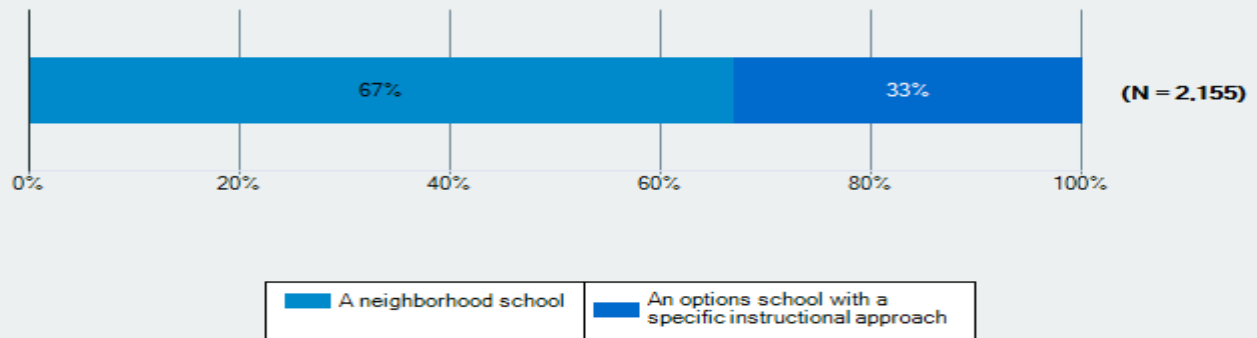
8. On a scale of 1-4, with 1 being not important and 4 being very important, how important are each of the following characteristics when deciding on your child's high school:



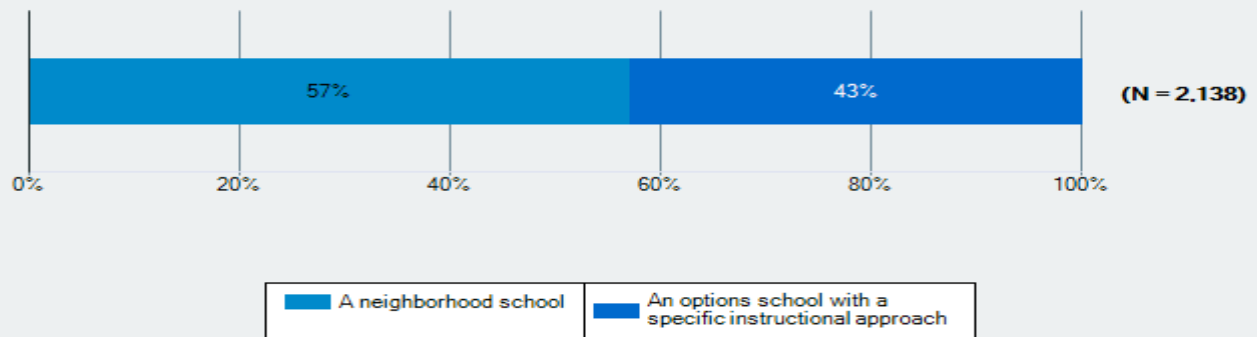
10. In planning for new schools, one option APS is exploring is to create additional options for families that focus on specific instructional programs. If this happens, how interested are you in the following instructional approaches? Please indicate on a scale of 1-4, with 1 being not at all interested to 4 being very interested.



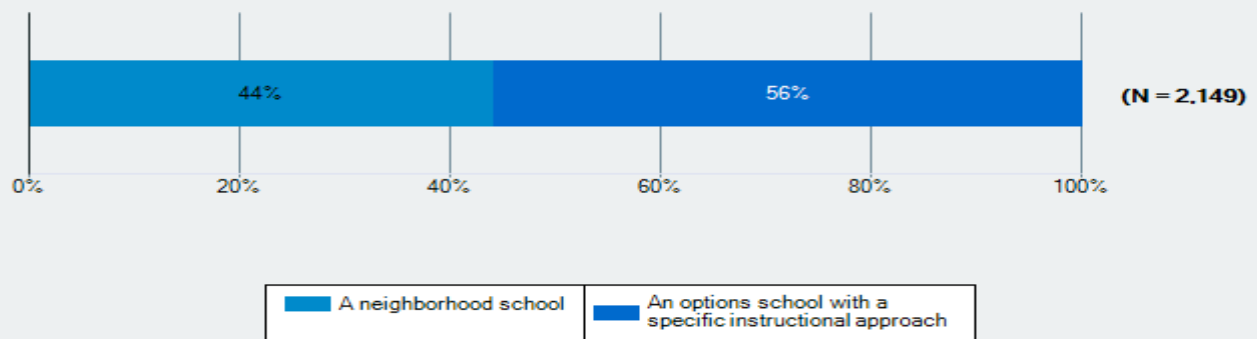
12. To which type of elementary school would you most prefer to send your child?



13. To which type of middle school would you most prefer to send your child?



14. To which type of high school would you most prefer to send your child?



15. If your child were to attend an options school, what is the longest amount of time you would be willing to allow for bus transportation to the school?

