



Arlington  
Public  
Schools



# School Board Work Session Instruction and Facilities

Departments of Instruction, Student Services and Special  
Education, Administrative Services and Facilities and  
Operations

August 30, 2016

**MORE** Seats for  
Students

- Profile of a Virginia Graduate
- Balance HS Enrollment and Impact of Planned CIP Projects
- 1,300 Additional HS Seats
- Other topics for discussion

# Profile of a Virginia Graduate



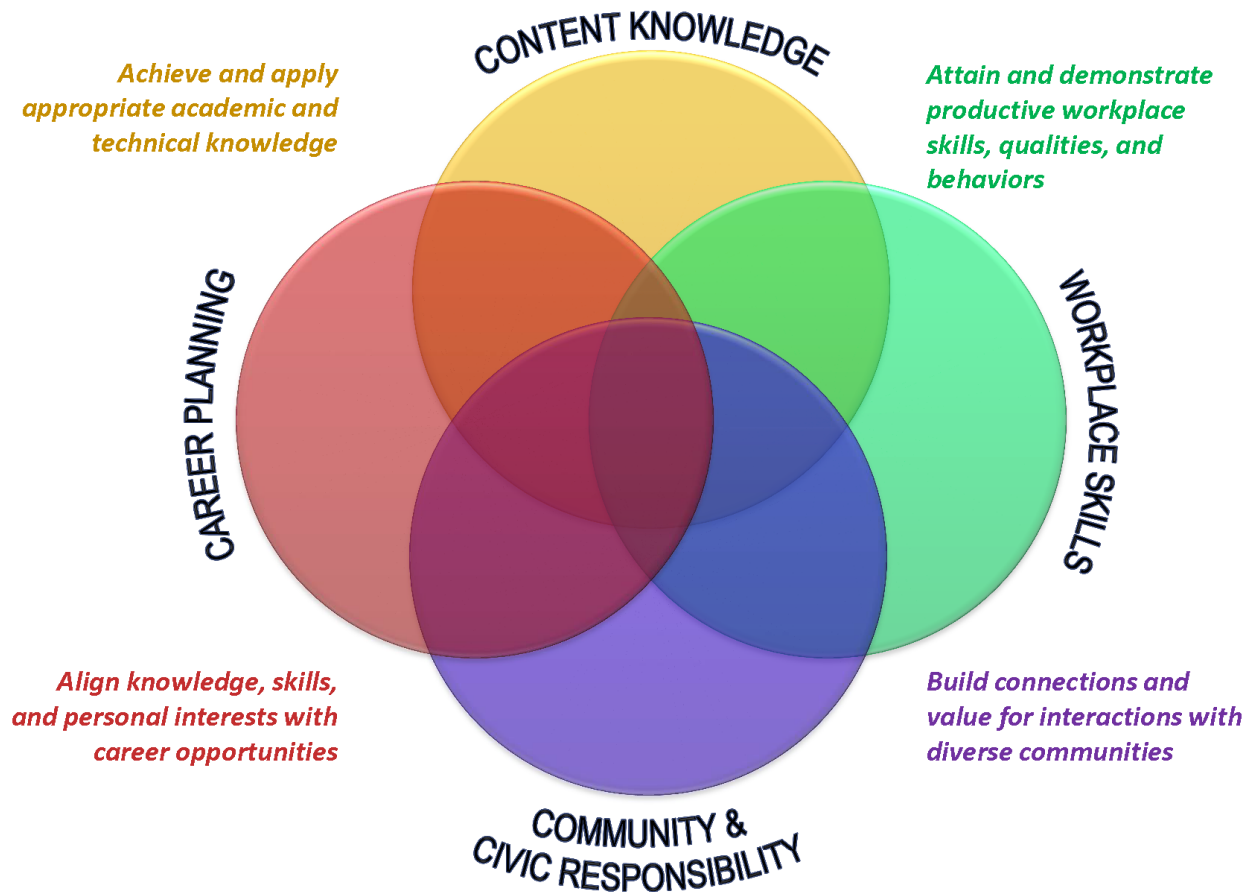
Arlington  
Public  
Schools





# Profile of a Virginia Graduate

In Virginia, the Life-ready Individual will,  
During His or Her K-12 Educational Experience:



# Profile of a Virginia Graduate



Arlington  
Public  
Schools

- Expand the use of performance assessments and reduce the number of credits verified by SOL tests
- Increase internships and work-based learning experiences
- Increase career exposure, exploration, and planning
- Emphasize the "5Cs"
  - Critical thinking, creative thinking, collaboration, communication, and citizenship

# Profile of a Virginia Graduate

## APS High School Redesign Timeline



# Options to Balance HS Enrollment



Arlington  
Public  
Schools



## Staff recommendation:

*Delay consideration of high school attendance boundary change process until the 2018-19 school year.*



## Reasons to consider delay:

- High School Redesign
- Evaluation of Policy 25-2.2: Enrollment and Transfers for Schools and Programs
- Evaluation of Policy 30-2.2: Boundaries
- Planned Middle School boundary change process in 2017-18 school year
- Completion of adopted FY 2017-26 CIP projects
- Projected seat surplus at Yorktown by 2025-26 school year

## Policy 25-2.2: Enrollment and Transfers for Schools and Programs, states:

*“The number of students attending a middle or high school from outside its attendance boundary will not exceed a total of five percent of the receiving school’s total enrollment based on the prior year’s September 30 Student Membership Report, with the exception of International Baccalaureate transfers to Washington-Lee, Immersion transfers to Gunston and Wakefield, and transfers to the Wakefield AP Network. **Any middle or high school where projected enrollment within the next three years exceeds the facility’s capacity will not be eligible to receive transfers.**”*

## Staff recommendations:

- *Continue the current waiver for policy 25-2.2 to allow 120% capacity utilization at Wakefield and Yorktown to balance enrollment among the three high schools.*
- *Provide transportation as part of this policy.*

## **Policy 30-2.2: Boundaries, states:**

When the Superintendent has determined that one or more of the conditions above exists and that boundary changes should be considered, the Superintendent shall recommend to the School Board the process for consideration of boundary changes. The recommended framework shall include the proposed schedule for the boundary change process, identification of the schools and communities to be affected, and an outline of the process to include affected schools and communities in the consideration of boundary changes. The School Board shall act on the recommendation.



## Staff Recommendation:

- *Proceed with evaluation of boundary policy.*

# Middle School Boundary Changes



Arlington  
Public  
Schools

Prompted by the opening of the new middle school at the Stratford site in Fall 2019, a boundary change process for middle schools is scheduled for Fall 2017

## Staff Recommendation:

- *Postpone discussion of high school boundary changes until after middle school boundary changes have been adopted*

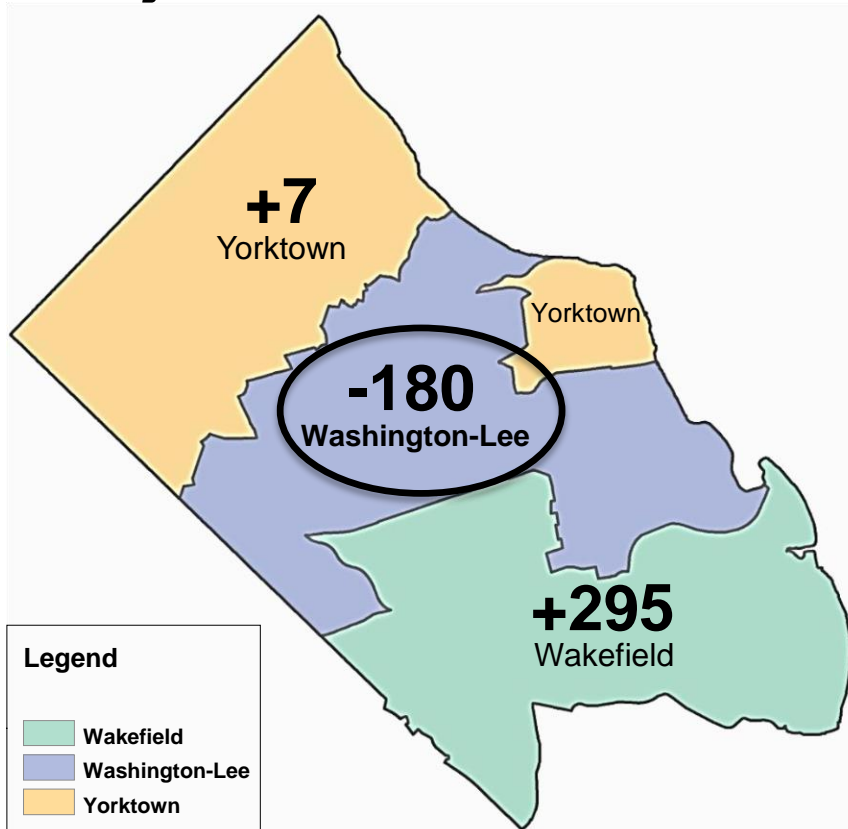
# Impact of Planned CIP Projects



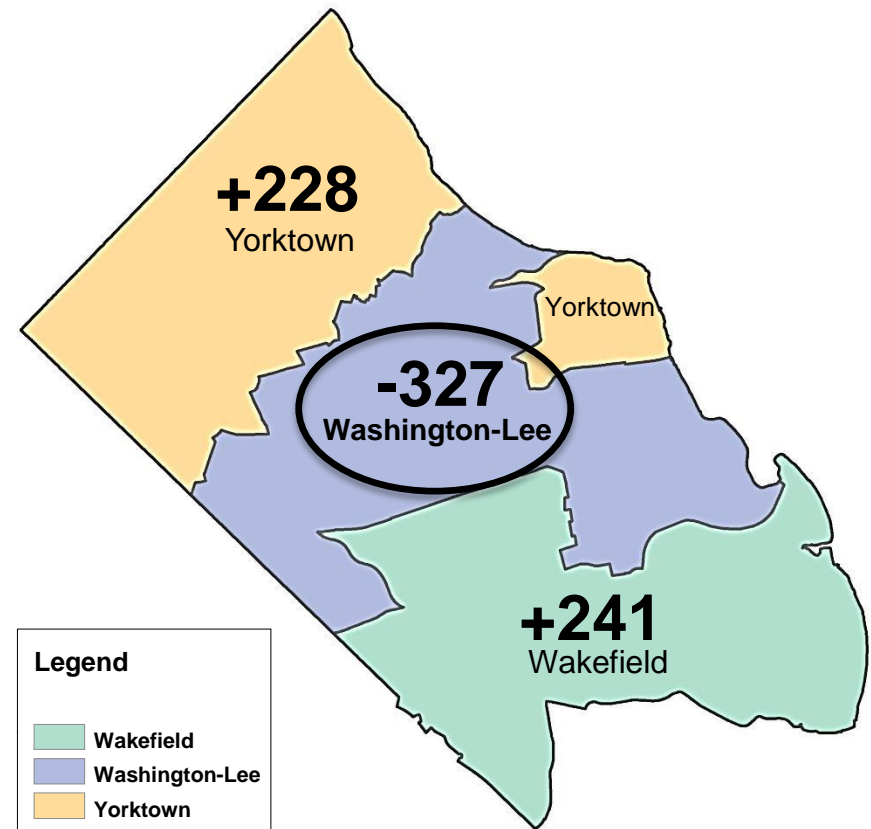
- Wakefield HS internal modifications will add 300 seats by the start of the 2017-18 school year
- Yorktown HS internal modifications will add 300 seats by the start of the 2018-19 school year
- If Arlington Tech enrollment is balanced among the three high schools, as current data indicates, 46 students will come from each HS in the 2017-18 school year and 80 students from each HS in the 2018-19 school year

# High School Seat Deficits Includes Arl. Tech and Internal Modifications

## Projected SY 2017-18



## Projected SY 2018-19



Note:

- Arlington Career Center, Arlington Community HS, H-B Woodlawn, and Stratford have a deficit zero (0) seats and are not reflected on the maps.
- Maps do not show +80 projected seats available at Langston Program.
- Seat deficits include internal modifications to add more seats at Wakefield (+300) in 2017 and Yorktown (+300) in 2018, and Arlington Tech.



# Impact of Planned CIP Projects

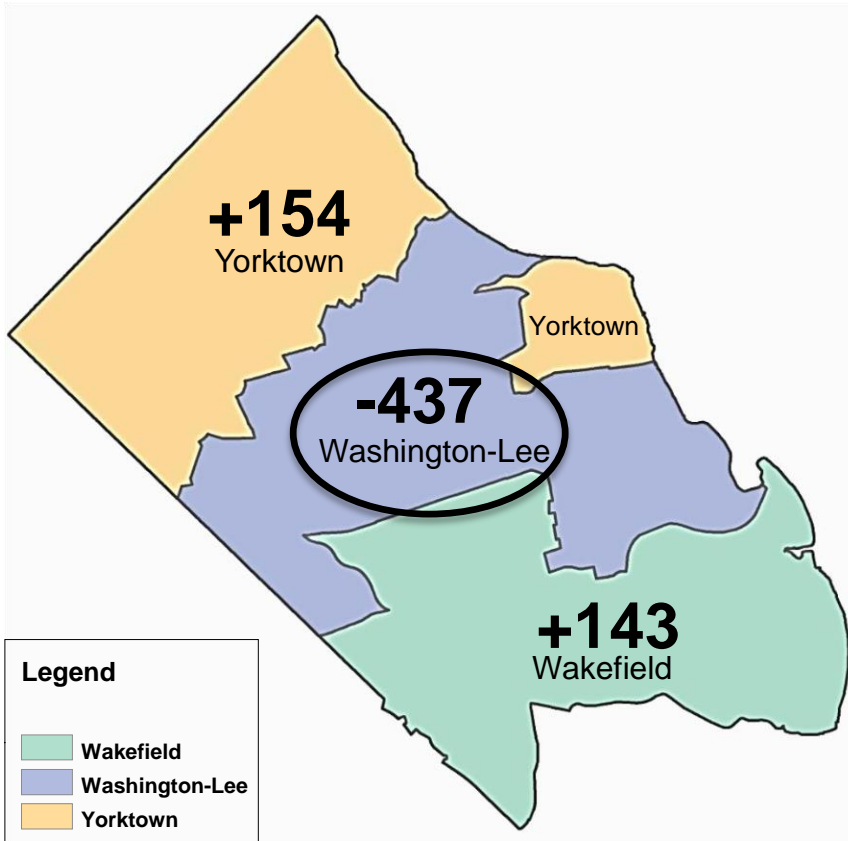


- If Arlington Tech enrollment is balanced among the three high schools, as current data indicates, 200 students will come from each HS in the 2020-21 school year and 266 students from each HS in the 2025-26 school year.
- 1,300 additional HS seats funded in the FY 2017-26 CIP will be completed by 2022-23 school year.
- Assuming these 1,300 new HS seats will draw evenly; 433 students will come from each of the three high schools.

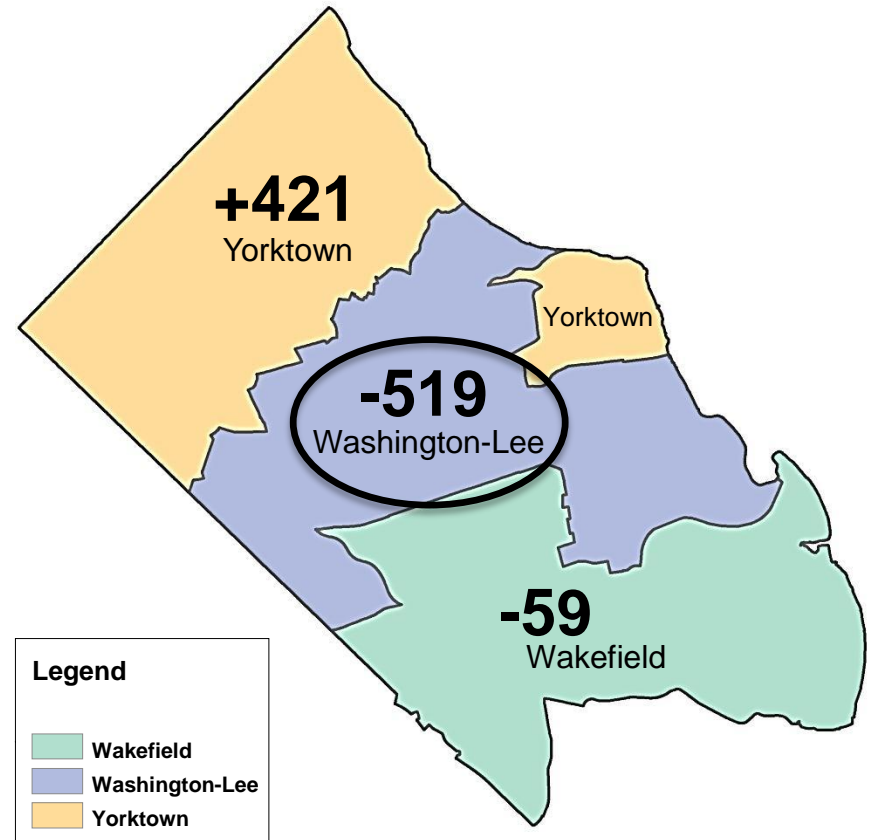
# High School Seat Deficits

Includes Arl. Tech, Internal Modifications and 1,300 HS Seats in 2022

## Projected 2020-21



## Projected 2025-26



Note:

- Arlington Career Center, Arlington Mill, H-B Woodlawn, and Stratford have a deficit zero (0) seats and are not reflected on the maps.
- Maps do not show +80 projected seats available at Langston Program.
- Seat deficits include internal modifications to add more seats at Wakefield (+300) and Yorktown (+300), Arlington Tech, and 1,300 additional HS seats.

# High School Boundary Changes



Arlington  
Public  
Schools

Washington-Lee's seat deficit is projected to increase through 2025-26 school year.

Wakefield is projected to have a seat deficit by 2025-26 school year.

Yorktown is projected to have an increasing seat surplus from 2018-19 school year.

## **Staff Recommendation:**

*Since projected long-term solution is to transfer students from Washington-Lee to Yorktown, delay consideration of HS boundary changes to obtain latest data on enrollment projections and approved residential developments.*

## Relocatable classrooms needed for instruction

School Year	Projected Enrollment Over Capacity	Estimated Total Number of Relocatable Classrooms Needed for Instruction
2016-17	-153	4 (actual)
2017-18	-180	8-10
2018-19	-327	14-16
2020-21	-437	20-22
2025-26	-519	24-26

- *Estimates do not account for any changes in admission or transfer policies.*
- *Additional relocatable units may be needed to supplement core spaces.*
- *Benefit of boundary changes will continue to be evaluated.*



## Reasons to consider delay:

- High School Redesign
- Evaluation of Policy 25-2.2: Enrollment and Transfers for Schools and Programs
- Evaluation of Policy 30-2.2: Boundaries
- Planned Middle School boundary change process in 2017-18 school year
- Completion of adopted FY 2017-26 CIP projects
- Projected seat surplus at Yorktown by 2025-26 school year

# 1,300 Additional High School Seats



Arlington  
Public  
Schools



# 1,300 Additional HS Seats

FY 2017-26 CIP includes 1,300 additional seats at location(s) to be determined with a completion date of Fall 2022.

## **Staff recommendation:**

- *If negotiations result in a lease agreement at Sequoia, consider Education Center as location for at least 1,000 additional high school seats.*

# Other Topics for Discussion

- Arlington Tech
- Reed Building
- Aurora Hills Community and Senior Center
- Trades Center
- Transportation



Arlington  
Public  
Schools



# School Board Work Session Instruction and Facilities

Departments of Instruction, Student Services and Special  
Education, Administrative Services and Facilities and  
Operations

August 30, 2016

**MORE** Seats for  
Students