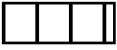










Logistics Plan Legend

- ① Middle School/Theater Main Point of Entry
- ② Middle School Main Delivery Entrance
- ③ Theater Main Delivery Entrance
- ④ ADA Entrance for Middle School/Theater

⑤ Parent Dropoff/Pickup Zone

-  4' Pedestrian Lane for emergency egress from West side of TJMS
-  Fire Department Access (16' wide)
-  Construction Trailers
-  Middle School Staff/Visitor Parking (# of spaces)

 Construction Site Fencing (6' chain link w/ privacy screening)

-  Construction Haul/Delivery Routes
-  Middle School/Theater Access Pathways
-  Closed Parking Lot during Bus Dropoff/Pickup
-  Bus Dropoff/Pickup Zone



**NEW ELEMENTARY SCHOOL AT THOMAS JEFFERSON MS
CONSTRUCTION LOGISTICS SITE PLAN**