

STRATFORD MIDDLE SCHOOL RENOVATION AND ADDITION

ARLINGTON PUBLIC SCHOOLS

PFRC # 09
DECEMBER 16, 2015



QUINN EVANS
ARCHITECTS

SCHEDULE AND MEETINGS | 1

PROJECT SCHEDULE

SCHEMATIC DESIGN MEETINGS

2015/2016	NOV	DEC	JAN	FEB	MAR	APR	MAY	JUN	JUL
BLPC (Bi-weekly)	11/9-#14	12/7-#16	1/4 -#18	2/1 -#20					
	11/23-#15	12/21-#17	1/19 -#19						
PFRC (Monthly)	11/12-#7	12/16-#9	1/20 -#10	2/? -#11					
SCHOOL BOARD	11/5 Info Item	12/3 CMaR Pre-Cons.		2/18 SD Info Item	3/3 SD Action Item				
	11/16 Action Item	12/17 Historic Des.							

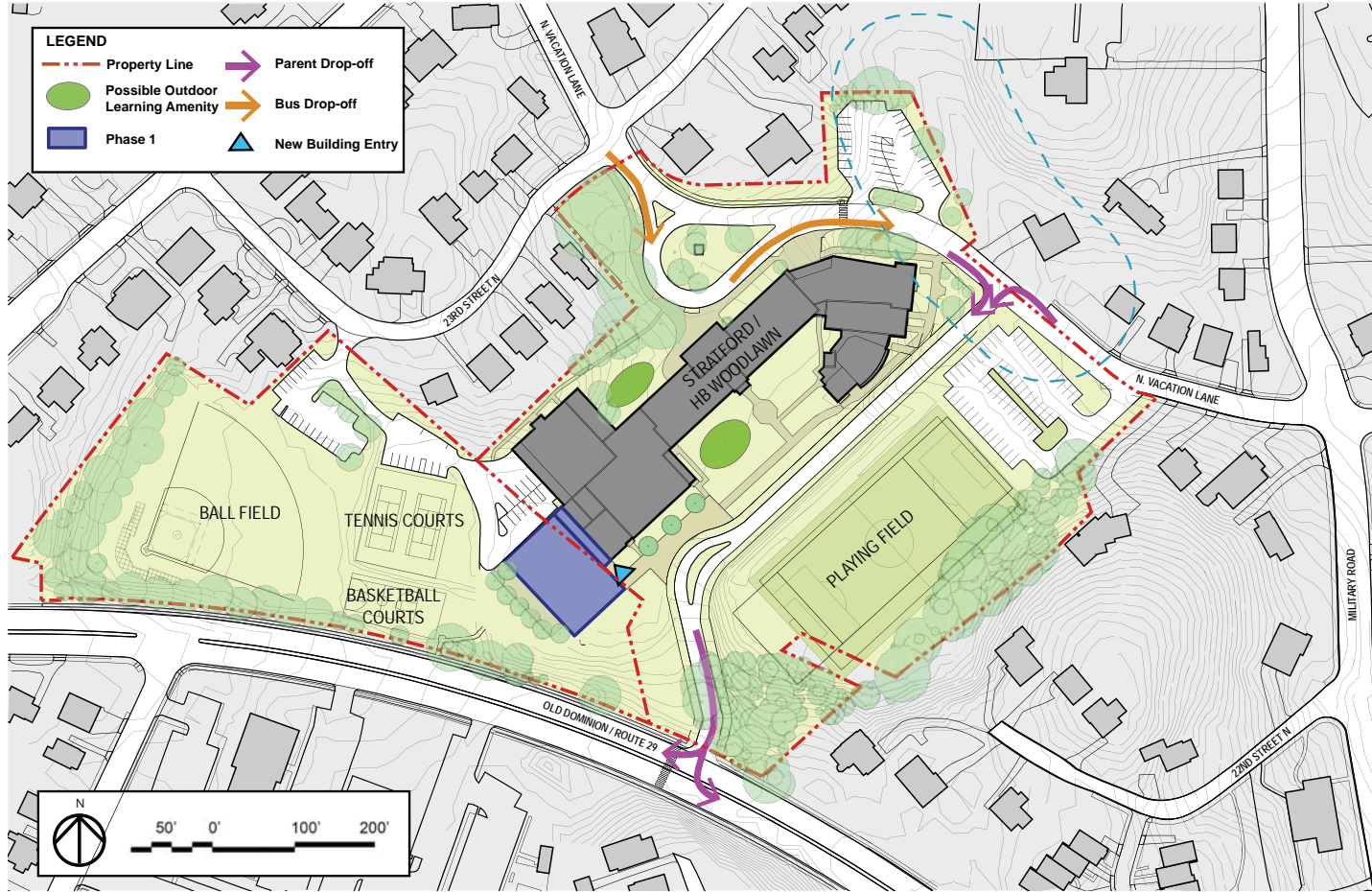
RECENT AND UPCOMING MEETINGS

- **VDOT Pre-Scoping Meeting 12/1**
- **BLPC Meeting 12/7**
 - » **Program Update**
 - » **Building Massing and Floor Plans**
 - » **Materials and Precedents**
- **Arlington County Meeting about RPA 12/9**
- **APS Instructional Staff Meeting 12/10**
- **PFRC Meeting 12/16**
- **BLPC Meeting 12/21**
 - » **Site Design Update**

SITE DESIGN UPDATE | 2

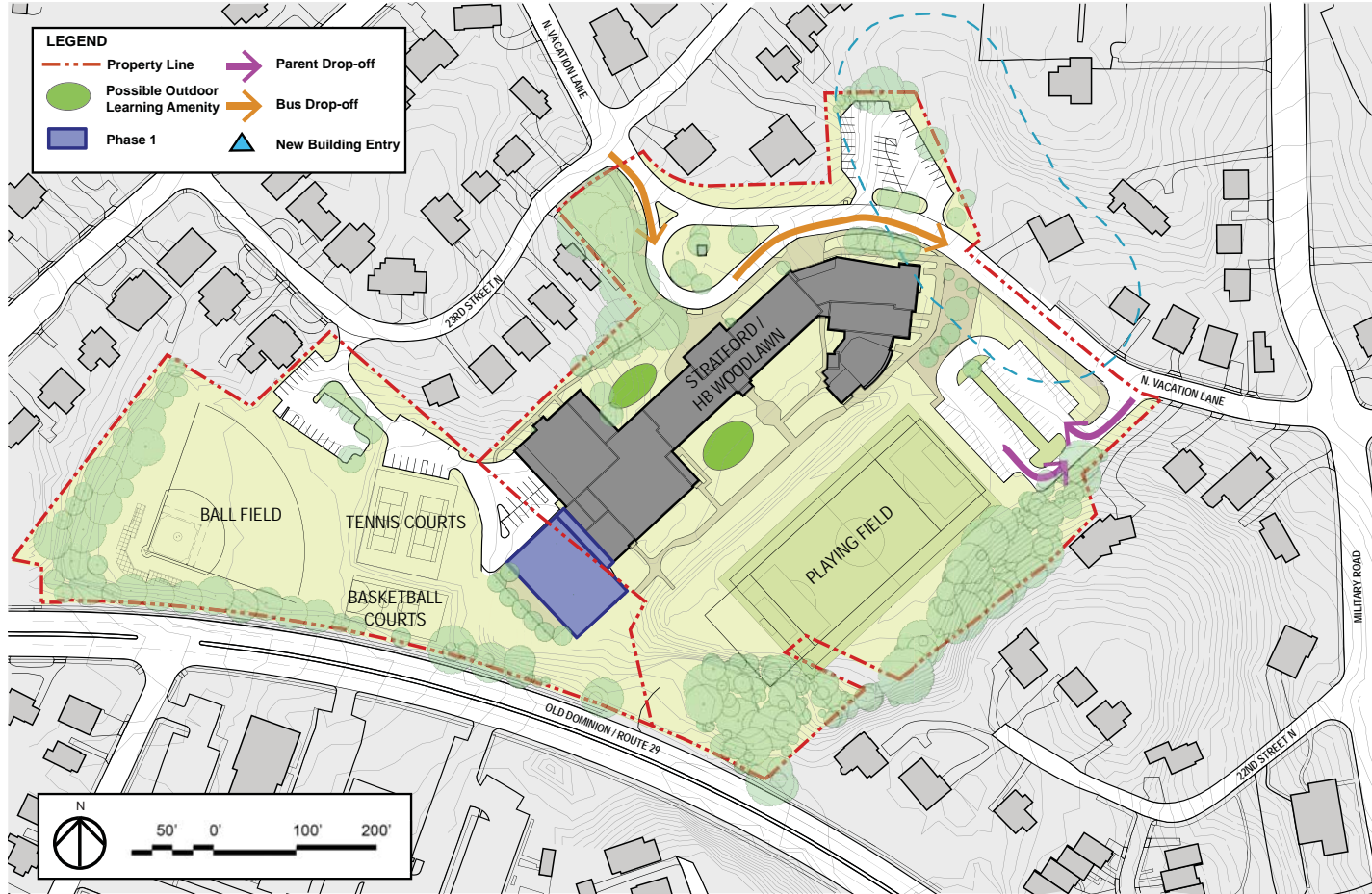
APPROVED CONCEPT SITE PLAN

- 35,000 sf minimum west addition
- Exit only driveway connection onto Old Dominion Drive from Vacation Lane
- Expanded surface parking off Vacation Lane to replace 50 spaces lost
- 144 parking spaces



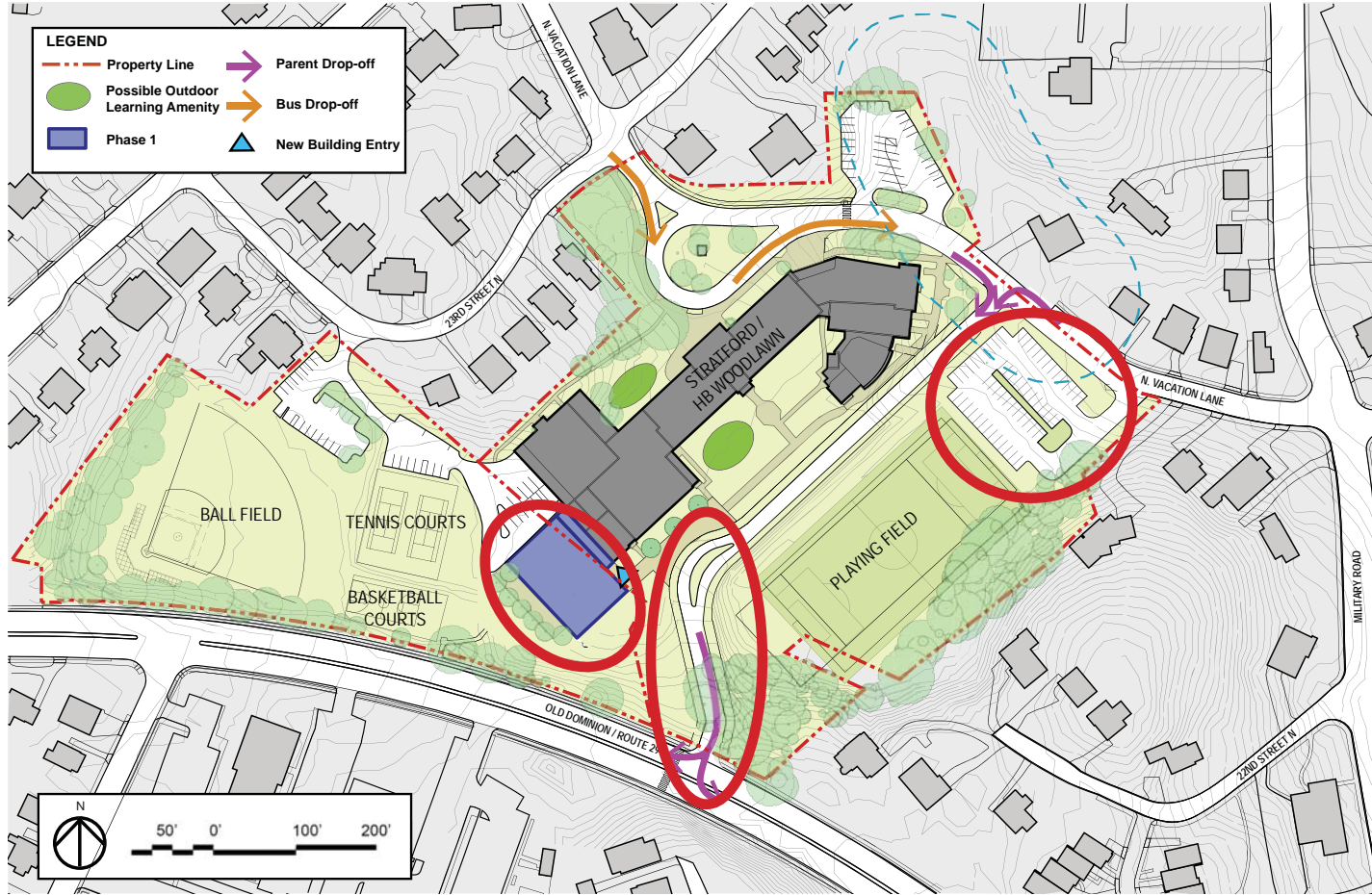
APPROVED CONCEPT SITE PLAN - ALTERNATE

- No driveway connection between Vacation Lane and Old Dominion Drive
- Provided in the event that VDOT does not approve a vehicular exit at Old Dominion



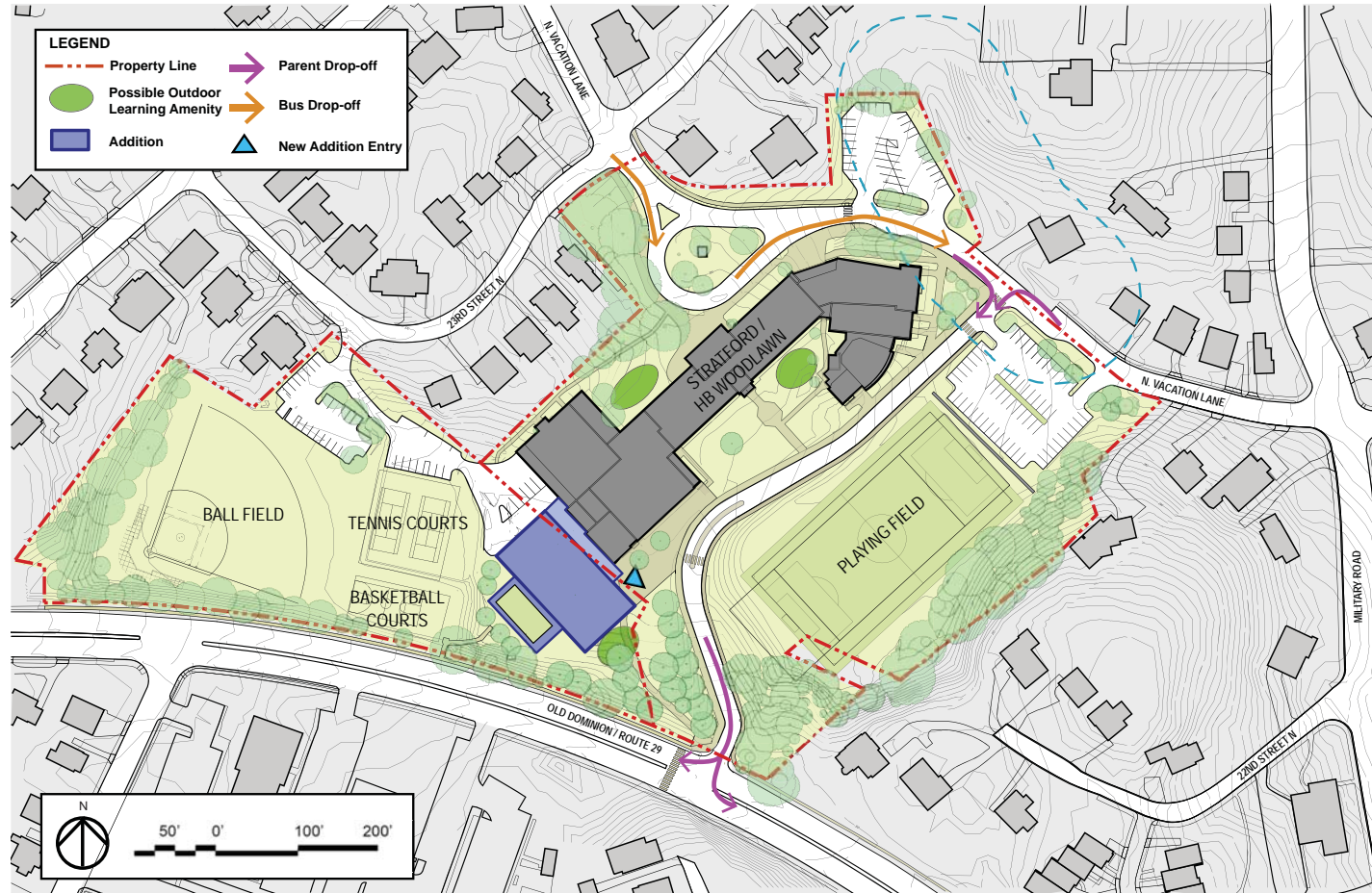
APPROVED CONCEPT SITE PLAN

- 35,000 sf minimum west addition
- Exit only driveway connection onto Old Dominion Drive from Vacation Lane
- Expanded surface parking off Vacation Lane to replace 50 spaces lost
- 144 parking spaces

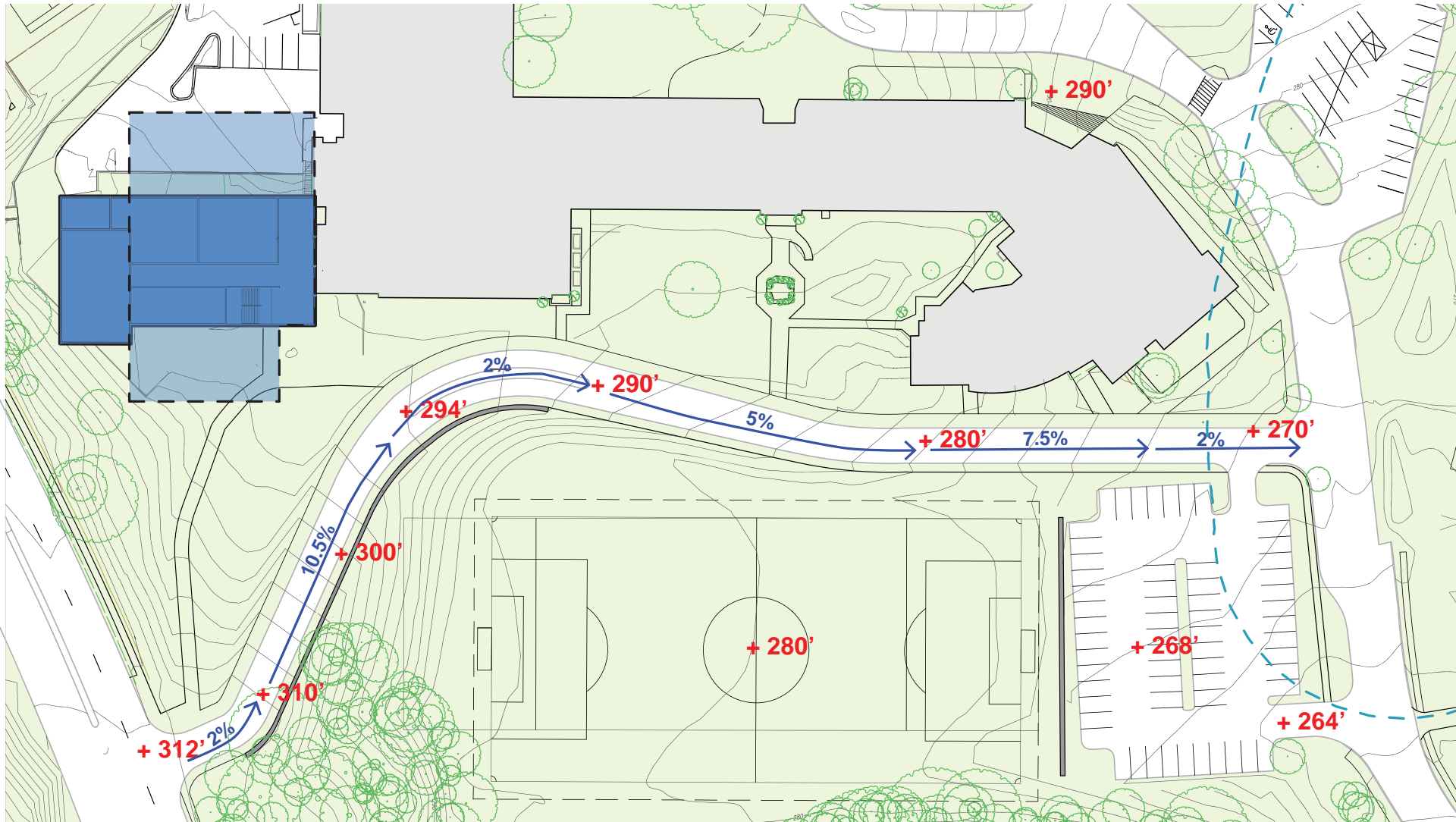


SITE PLAN

- 40,000 sf addition
- Exit only driveway connection onto Old Dominion Drive from Vacation Lane
- Expanded surface parking off Vacation Lane
- 144 parking spaces



SITE GRADING



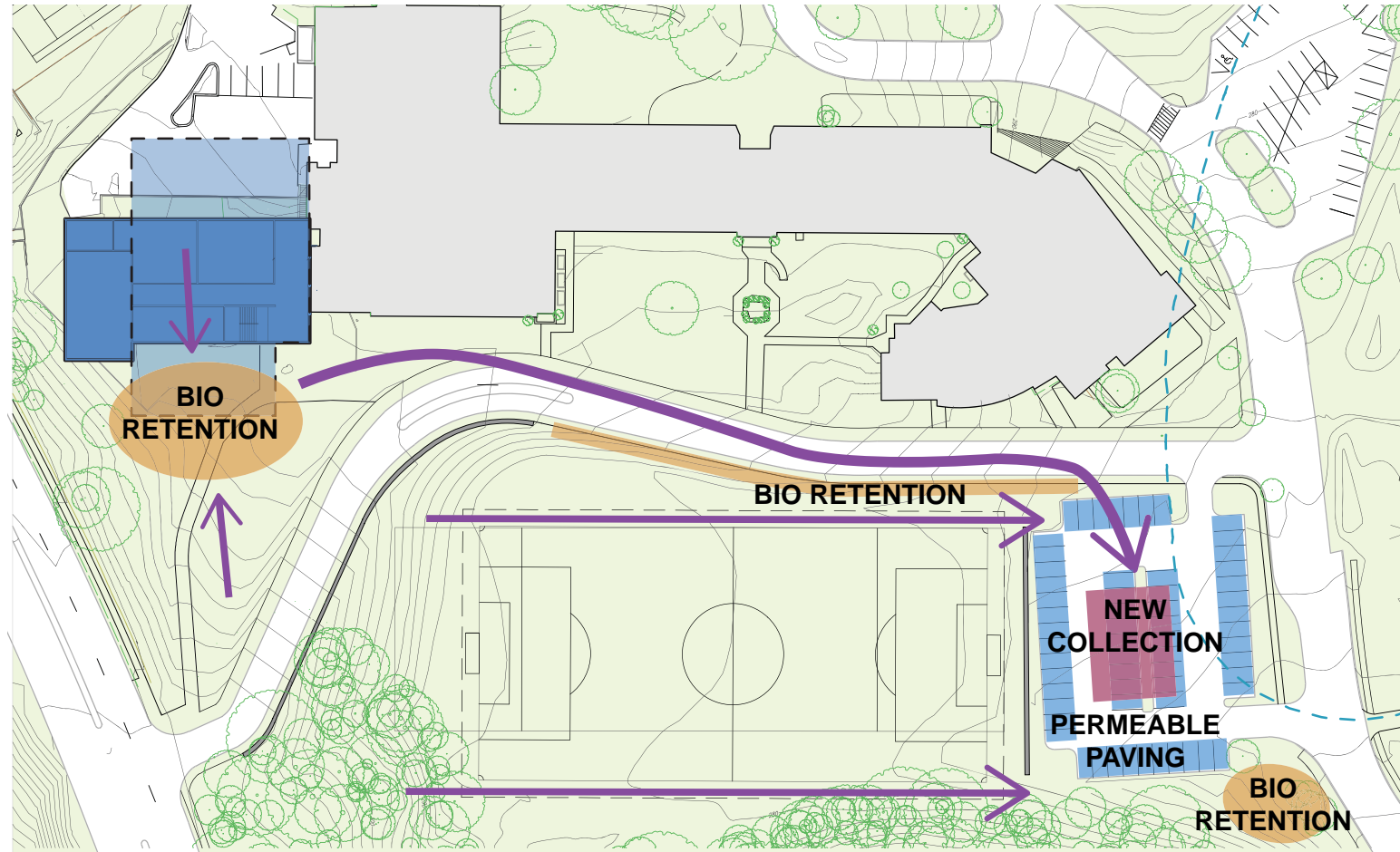
TREE IMPACT - CONCEPT SITE PLAN

- Trees impacted will be replaced
- Adjusted grading for driveway may allow field to shift north for less tree impact along south of field
- Minimal tree impact within RPA



STORMWATER STRATEGIES

- Bio-retention areas to treat water quality and quantity
- Opportunities for permeable paving at new parking lot and new driveway
- New collection facility at new parking lot



LANDSCAPE OPPORTUNITIES



LANDSCAPE OPPORTUNITIES



LANDSCAPE OPPORTUNITIES

OUTDOOR LEARNING



LANDSCAPE OPPORTUNITIES

BIORETENTION / EDUCATION



DISCUSSION | 3

PRELIMINARY MASSING AND PLANS | 4

DESIGN GUIDELINES

BUILDING MASSING

- Existing massing reflects “form follows function”
- Strong vertical and horizontal elements that respond to the topography
- “Future additions should emulate this formula so that the rationale behind the massing of the entire building remains consistent.”




DESIGN GUIDELINES

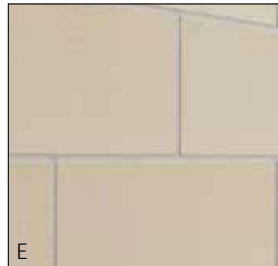
BUILDING MATERIALS

- Existing materials: brick, limestone panels, and ashlar stone.
- Proposed additions should be “appropriately differentiated from the historic fabric.”

Existing materials:




Precedent materials:



PRELIMINARY MASSING



PRELIMINARY MASSING



PRELIMINARY VIEW OF ENTRY



PROGRAM COMPONENTS

VERTICAL ORGANIZATION

3 8TH GRADE
6TH GRADE

WORK & FAMILY

EXISTING
DROP-OFF

2

ADMIN MEDIA GYM FOOD

NEW
DROP-OFF

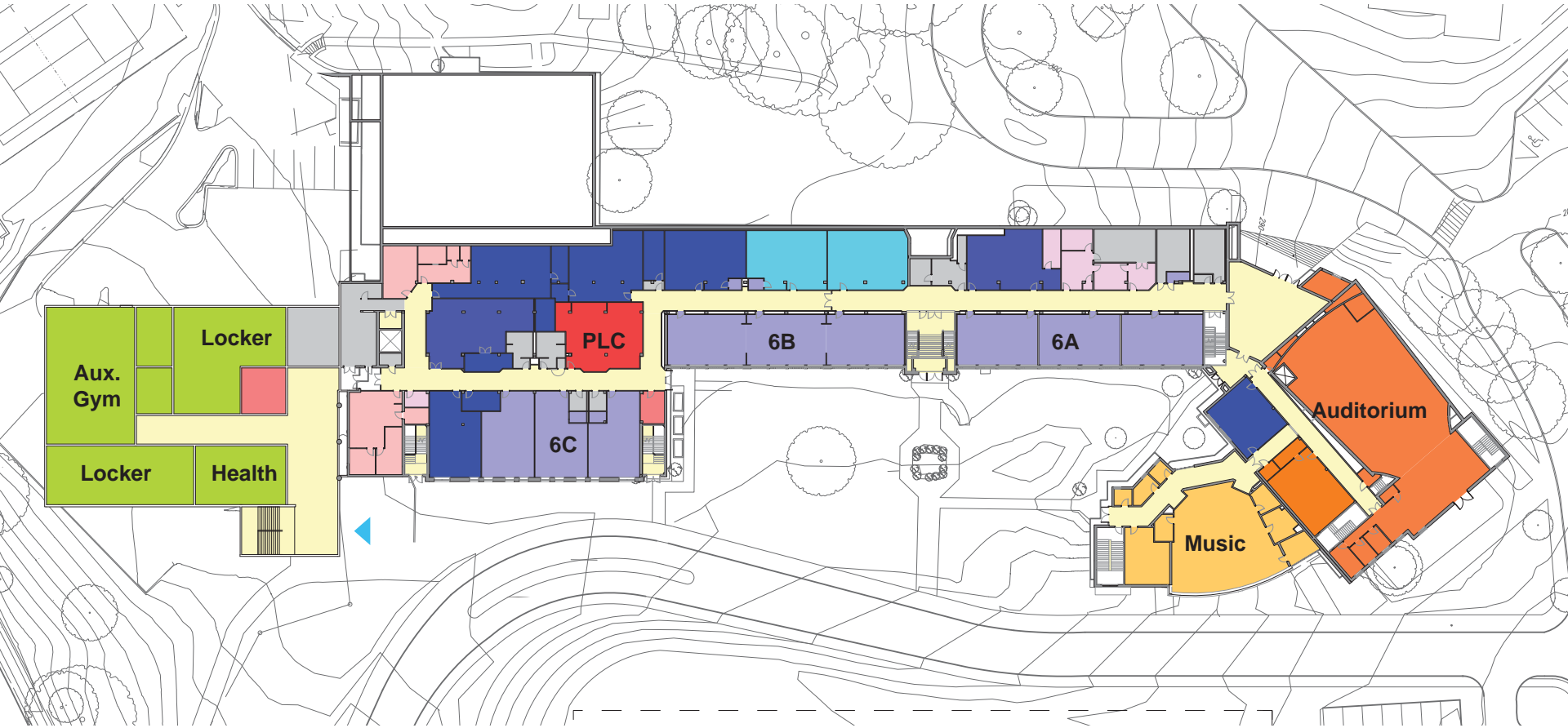
1 7TH GRADE
















GYM ELECTIVES MUSIC ASSEMBLY

B

ART MUSIC TECH

FIRST FLOOR



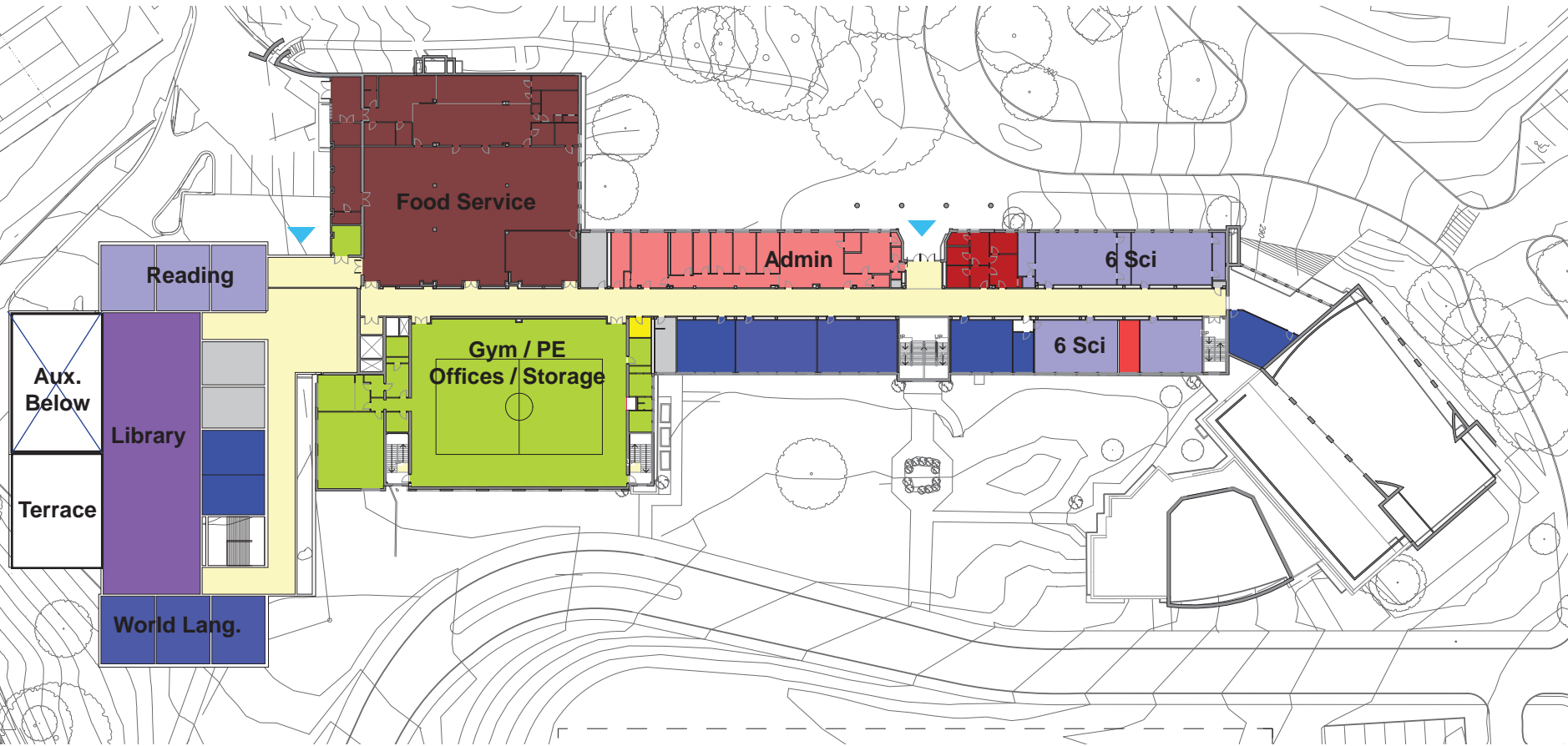
- | | |
|---|---|
|  LIBRARY |  TEACHER & STORAGE |
|  FOOD SERVICE |  ADMIN |
|  PHYSICAL EDUCATION |  COUNSELING/CLINIC |
|  THEATER/ARTS |  CORE CLASSROOMS |
|  MUSIC |  SPECIAL EDUCATION |
|  WORK & FAMILY STUDY |  ELECTIVE CLASSROOMS |
|  BUILDING SUPPORT |  CIRCULATION |
| |  ENTRANCE |



20' 0' 40'



SECOND FLOOR



- | | |
|---|---|
| ■ LIBRARY | ■ TEACHER & STORAGE |
| ■ FOOD SERVICE | ■ ADMIN |
| ■ PHYSICAL EDUCATION | ■ COUNSELING/CLINIC |
| ■ THEATER/ARTS | ■ CORE CLASSROOMS |
| ■ MUSIC | ■ SPECIAL EDUCATION |
| ■ WORK & FAMILY STUDY | ■ ELECTIVE CLASSROOMS |
| ■ BUILDING SUPPORT | ■ CIRCULATION |
| | ▲ ENTRANCE |



20' 0' 40'

DISCUSSION | 5